

Independent Auditor's Report

To the Members of

ALANKIT IMAGINATIONS LIMITED

Opinion

We have audited the accompanying Ind AS financial statements of Alankit Imaginations Limited ('the Company'), which comprise the Balance Sheet as at 31 March 2024, the Statement of Profit and Loss (including other comprehensive income), the Statement of Cash Flows and the Statement of Changes in Equity for the year then ended and a summary of the significant accounting policies and other explanatory information (hereinafter referred to as 'Ind AS financial statements').

In our opinion and to the best of our information and according to the explanations given to us, the aforesaid IND AS Financial Statements give the information required by the Companies Act 2013 ("the Act") in the manner so required and give a true and fair view in conformity with the accounting principles generally accepted in India including Indian Accounting Standards(" Ind AS") specified under Section 133 of the Act, read with the Companies (Indian Accounting Standards) Rules,2015, as amended,(IND AS) and other accounting principles generally accepted in India, of the state of affairs (financial position) of the Company as at 31 March, 2024, and its profit (financial performance including other comprehensive income), its cash flows and the changes in equity for the year ended on that date.

Basis for Opinion

We conducted our audit of the financial statements in accordance with the Standards on Auditing ("SA"s) specified under section 143(10) of the Act. Our responsibilities under those Standards are further described in the Auditor's Responsibilities for the Audit of the Financial Statements section of our report. We are independent of the Company in accordance with the Code of Ethics issued by the Institute of Chartered Accountants of India ("ICAI") together with the ethical requirements that are relevant to our audit of the financial statements under the provisions of the Act and the Rules made thereunder, and we have fulfilled our other ethical responsibilities in accordance with these requirements and the ICAI's Code of Ethics. We believe that the audit evidence obtained by us is sufficient and appropriate to provide a basis for our audit opinion on the financial statements.



Emphasis of Matter

Attention is invited to the following matters in the Notes to the Financial Statements:

- We draw attention to note no. 2.33 of the standalone financial statement which describes that the company has received demand notice amounting to Rs.1,166.15 Lakh, under section 156 of the Income Tax Act 1961; with respect to A.Y. 2010-11 to A.Y. 2020-21. The company has filed an appeal with the appropriate authorities against the said tax demand. As per the legal opinion obtained by the company the said demand is not tenable.*

Our opinion on the statements is not modified in respect of this matter

Other Matter

The comparative financial information of the company for the year ended 31 March 2023 included in this financial statement have been audited by the predecessor auditors. The report of the predecessor auditors on this comparative financial information dated 31st March 2023 expressed an unmodified conclusion/opinion.

Our opinion on the statements is not modified in respect of this matter.

Information Other than the Financial Statements and Auditor's Report thereon

The Company's Board of Directors is responsible for the other information. The other information comprises the information included in the Management Discussion and Analysis, Board's Report including Annexures to Board's Report, Business Responsibility report, Corporate Governance and shareholder's information, but does not include the financial statements and our auditor's report thereon.

Our opinion on the financial statements does not cover the other information and we do not express any form of assurance conclusion thereon.

In connection with our audit of the financial statements, our responsibility is to read the other information and, in doing so, consider whether the other information is materially inconsistent with the financial statements or our knowledge obtained during the course of our audit or otherwise appears to materially misstated.



If, based on the work we have performed on the other information obtained prior to the date of this auditor's report, we conclude that there is a material misstatement of this other information, we are required to report that fact. We have nothing to report in this regard.

Responsibilities of Management and those Charged with Governance for the Financial Statements

The Company's Board of Directors is responsible for the matters stated in Section 134(5) of the Companies Act, 2013 ('the Act') with respect to the preparation of these Ind AS financial statements that give a true and fair view of the financial position, financial performance including other comprehensive income, cash flows and changes in equity of the Company in accordance with the accounting principles generally accepted in India, including the Indian Accounting Standards (Ind AS) prescribed under Section 133 of the Act read with relevant rules issued thereunder.

This responsibility also includes the maintenance of adequate accounting records in accordance with the provisions of the Act for safeguarding the assets of the Company and for preventing and detecting frauds and other irregularities; selection and application of appropriate accounting policies; making judgments and estimates that are reasonable and prudent; and design, implementation and maintenance of adequate internal financial controls, that were operating effectively for ensuring the accuracy and completeness of the accounting records, relevant to the preparation and presentation of the Ind AS financial statements that give a true and fair view and are free from material misstatement, whether due to fraud or error.

In preparing the financial statements, management is responsible for assessing the Company's ability to continue as a going concern, disclosing, as applicable, matters related to going concern and using the going concern basis of accounting unless management either intends to liquidate the Company or to cease operations, or has no realistic alternative but to do so.

Those Board of Directors are also responsible for overseeing the Company's financial reporting process.

Auditors' Responsibility for the Audit of the Financial Statements

Our objectives are to obtain reasonable assurance about whether the financial statements as a whole are free from material misstatement, whether due to fraud or error, and to issue an auditor's report that includes our opinion. Reasonable assurance is a high level of assurance but is not a guarantee that an audit conducted in accordance with SAs will always detect a material misstatement when it exists. Misstatements can arise from fraud or error and are considered material if, individually or in the aggregate, they could reasonably be expected to influence the economic decisions of users taken on the basis of these financial statements.



As part of an audit in accordance with SAs, we exercise professional judgement and maintain professional skepticism throughout the audit. We also:

- Identify and assess the risks of material misstatement of the financial statements, whether due to fraud or error, design and perform audit procedures responsive to those risks, and obtain audit evidence that is sufficient and appropriate to provide a basis for our opinion. The risk of not detecting a material misstatement resulting from fraud is higher than for one resulting from error, as fraud may involve collusion, forgery, intentional omissions, misrepresentations, or the override of internal control.
- Obtain an understanding of internal financial control relevant to the audit in order to design audit procedures that are appropriate in circumstances. Under Section 143(3)(i) of the Act, we are also responsible for expressing our opinion on whether the Company has adequate internal financial controls system in place and operating effectiveness of such controls.
- Evaluate the appropriateness of accounting policies used and the reasonableness of accounting estimates and related disclosures made by the management.
- Conclude on the appropriateness of management's use of the going concern basis of accounting and, based on the audit evidence obtained, whether a material uncertainty exists related to events or conditions that may cast significant doubt on the Company's ability to continue as a going concern. If we conclude that a material uncertainty exists, we are required to draw attention in our auditor's report to the related disclosures in the financial statement or, if such disclosures are inadequate, to modify our opinion. Our conclusions are based on the audit evidence obtained up to the date of our auditor's report. However, future events or conditions may cause the Company to cease to continue as a going concern.
- Evaluate the overall presentation, structure and content of the financial statements, including the disclosures, and whether the financial statements represent the underlying transactions and events in a manner that achieves fair presentation.
- Materiality is the magnitude of misstatements in the financial statements that, individually or in aggregate, makes it probable that the economic decisions of a reasonably knowledgeable user of the financial statements may be influenced. We consider quantitative materiality and qualitative factors in (i) planning the scope of our





audit work and (ii) to evaluate the effect of any identified misstatements in the financial statements.

We communicate with those charged with the governance regarding, among other matters, the planned scope and timing of the audit and significant audit findings, including any significant deficiencies in internal control that we identify during our audit.

We also provide those charged with governance with a statement that we have complied with relevant ethical requirements regarding independence, and to communicate with them all relationships and other matters that may reasonably be thought to bear on our independence, and where applicable, related safeguards.

From the matters communicated with those charged with governance, we determine those matters that were of most significance in the audit of the financial statements of current period and are therefore the key audit matters. We describe these matters in our auditor's report unless law or regulation precludes public disclosures about the matter or when, in extremely rare circumstances, we determine that a matter should not be communicated in our report because the adverse consequences of doing so would reasonably be expected to outweigh the public interest benefits of such communication.

Report on Other Legal and Regulatory Requirements

1. As required by the Companies (Auditors' Report) Order, 2020 ('the Order') issued by the Central Government of India in terms of Section 143(11) of the Act, we give in the **Annexure A**, a statement on the matters specified in the paragraph 3 and 4 of the Order.

2A As required by Section 143(3) of the Act, we report that:

- a. We have sought and obtained all the information and explanations which to the best of our knowledge and belief were necessary for the purposes of our audit.
- b. In our opinion proper books of account as required by law have been kept by the Company so far as it appears from our examination of those books;
- c. The standalone balance sheet, the standalone statement of profit and loss (including other comprehensive income), the standalone statement of changes in equity and the standalone statement of cash flows dealt with by this Report are in agreement with the books of account.





- d. In our opinion, the aforesaid Ind AS financial statements comply with the Accounting Standards specified under Section 133 of the Act read with relevant rule issued thereunder.
 - e. On the basis of the written representations received from the directors as on 31 March 2024 taken on record by the Board of Directors, none of the directors is disqualified as on 31 March 2024 from being appointed as a director in terms of Section 164 (2) of the Act;
 - f. With respect to the adequacy of the internal financial controls with reference to financial statements of the Company and the operating effectiveness of such controls, refer to our separate Report in "Annexure B".
- A. With respect to the other matters to be included in the Auditors' Report in accordance with Rule 11 of the Companies (Audit and Auditors) Rules, 2014 (as amended), in our opinion and to the best of our information and according to the explanations given to us:
- a. The Company has disclosed the impact of pending litigations on its financial position in its Ind AS financial statements. Refer to Note-2.32 and 2.33 to the Ind AS financial statements;
 - b. The Company did not have derivative contracts during the year under Audit and there was no any profit earned on such derivative contracts.
 - c. There were no amounts which were required to be transferred to the Investor Education and protection Fund by the Company.
 - d. (i) The management has represented that, to the best of its knowledge and belief, no funds, have been advanced or loaned or invested (either from borrowed funds or share premium or any other sources or kind of funds) by the Holding Company or its subsidiary companies incorporated in India to or in any other persons or entities, including foreign entities ("Intermediaries"), with the understanding, whether recorded in writing or otherwise, that the intermediary shall, whether, directly or indirectly lend or invest in other persons or entities identified in any manner whatsoever by or on behalf of the company ("Ultimate Beneficiaries") or provide any guarantee, security or the like on behalf of the ultimate beneficiaries;
 - (ii) The management has represented that, to the best of its knowledge and belief, other than as disclosed in the notes to accounts, no funds have been received by the company from any person(s) or entity(ies), including foreign entities ("Funding Parties"), with the understanding, whether recorded in writing or



otherwise, that the company shall, whether, directly or indirectly lend or invest in other persons or entities identified in any manner whatsoever by or on behalf of the Funding Party ("Ultimate Beneficiaries") or provide any guarantee, security or the like on behalf of the Ultimate Beneficiaries; and

- e. Based on such audit procedures as considered reasonable and appropriate in the circumstances, nothing has come to our notice that has caused us to believe that the representation under sub-clause(iv)(i)and(iv)(ii) contain any material mis-statement.
- f. In our opinion and based on the information and explanation provided to us, no dividend has been declared or paid during the year by the company.
- g. Based on the examination, which included test checks, the Company has used accounting software for maintaining its books of account for the financial year ended March 31, 2024 which has a feature of recording audit trail (edit log) facility and the same has operated throughout the year for all relevant transactions recorded in the software. Further, during the course of our audit we did not come across any instance of the audit trail feature being tampered with.

As proviso to Rule 3(1) of the Companies (Accounts) Rules, 2014 is applicable from April 1, 2023, reporting under Rule 11(g) of the Companies (Audit and Auditors) Rules, 2014 on preservation of audit trail as per the statutory requirements for record retention is not applicable for the financial year ended March 31, 2024.

For Kanodia Sanyal & Associates
Chartered Accountants
FRN: 008396N



(Namrata Kanodia)
Partner

Membership no.: 402909

Place: New Delhi

Date: 22nd May 2024

UDIN: 24402909BKFZUP2413



Annexure A to the Independent Auditors' Report

The Annexure referred to in Independent Auditors' Report to the members of the Company on the standalone financial statements for the year ended 31 March 2024, we report that:

- (i)(a) (i) The Company has maintained proper records showing full particulars, including quantitative details and situation of Property, Plant and Equipment.
- (ii) The company has maintained proper records showing full particulars of intangible assets.
- (b) All the property, plant and equipment have been physically verified by the management according to a regular program, which, in our opinion, is reasonable having regard to the size of the company and the nature of its assets. No material discrepancies with respect to book records were noticed on such verification.
- (c) According to the information and explanations given to us and on the basis of our examination of the records of the Company, the title deeds of immovable properties disclosed in the financial statements are held in the name of the Company.
- (d) According to the information and explanations given to us and on the basis of our examination of the records of the Company, the Company has not revalued its Property, Plant and Equipment (including Right of Use assets) or intangible assets or both during the year.
- (e) According to the information and explanations given to us and on the basis of our examination of the records of the Company, there are no proceedings initiated or pending against the Company for holding any benami property under the Prohibition of Benami Property Transactions Act, 1988 and rules made thereunder.
- (ii) (a) The company is a service company and it does not hold any physical inventories. Thus, paragraph 3(ii)(a) of the order is not applicable to the company.
- (b) According to the information and explanations given to us and on the basis of our examination of the records of the Company, the Company has not been sanctioned any working capital limits in excess of five crore rupees in aggregate from banks and financial institutions on the basis of security of current assets at any point of time of the year. Accordingly, clause 3(ii)(b) of the Order is not applicable to the Company.



(iii) According to the information and explanations given to us and on the basis of our examination of the records of the Company, the Company has provided any guarantee or security or granted any loans or advances in the nature of loans, secured or unsecured to companies, firms, limited liability partnership or any other parties during the year, in respect of which:

(a) Based on the audit procedures carried on by us and as per the information and explanations given to us the Company has provided loans or provided advances in the nature of loans, or stood guarantee, or provided security to any other entity. The Company has provided loans, during the year and details of which are given below:

	Guarantees (Rs.in lacs)	Security (Rs. in lacs)	Loans (Rs. in lacs)	Advances in nature of loans (Rs. in lacs)
A: Aggregate amount granted / provided during the year				
Subsidiaries			-	
Joint Ventures			-	
Associates			-	
Others			7676.81	
B. Balance outstanding as at balance sheet date in respect of above cases*:				
Subsidiaries			-	
Joint Ventures			-	
Associates			-	
Others			-	

(b) According to the information and explanations given to us and based on the audit procedures conducted by us, in our opinion the investments made during the year are, prima facie, not prejudicial to the interest of the Company.

(c) In respect of loans granted and advances in the nature of loans provided by the Company, the schedule of repayment of principal and payment of interest has been stipulated and the repayments or receipts of principal amounts and interest have been regular as per stipulations. In our opinion the repayments of principal amounts and receipts of interest are regular.

(d) According to the information and explanations given to us and based on the audit procedures conducted by us, there were no overdue amounts.



(e) During the year no loans or advances in the nature of loans granted which has fallen due during the year has been renewed or extended or fresh loan granted to settle the overdue of the existing loan given to the same parties.

(f) The Company has granted loans which are repayable on demand or without specifying any terms or period of repayment details of which are given below:

Particular	All Parties including related party (in Rs lacs)	Related Parties (In Rs Lacs)	Other Parties (In Rs Lacs)
Aggregate of loans	7676.81	7600.41	76.40
-Repayable on Demand	7676.81	7600.41	76.40
Percentage of loans to the total loans	100%	100%	100%

(iv) According to the information and explanations given to us and on the basis of our examination of the records of the Company, the Company has given any loans, or provided any guarantee or security as specified under Section 185 and 186 of the Companies Act, 2013 ("the Act"). In respect of the investments made by the Company, in our opinion the provisions of Section 186 of the Act have been complied with.

(v) The Company has not accepted any deposits from the public and hence the directives issued by the Reserve Bank of India and the provisions of Sections 73 to 76 or any other relevant provisions of the Act and the Companies (Acceptance of Deposit) Rules, 2015 with regard to the deposits accepted from the public are not applicable.

(vi) According to the information and explanations given to us, the Central Government has not prescribed the maintenance of cost records under Section 148(1) of the Act for the services provided by it. Accordingly, clause 3(vi) of the Order is not applicable.

(vii) (a) According to the information and explanations given to us and on the basis of our examination of books of account and records the company has been generally regular in depositing Undisputed statutory dues including provident fund, employees' state insurance, income tax, goods and service tax, duty of customs, cess and other material statutory dues with the appropriate authorities. According to the information and explanations given to us, no undisputed amounts payable in respect of provident fund, ESI, income tax, good and service tax, duty of customs, cess and other material statutory dues were in arrears as at 31 March 2024 for a period of more than six months from the date they became payable.



(b) According to the information and explanations given to us, the dues set out below in respect of Income tax have not been deposited with the appropriate authorities on account of disputes:

Name of the statute	A.Y.	Amount (Rs.)	Forum where the dispute is pending	Nature of dues
Income tax Act, 1961	2014-15	164.42	CIT Appeal	Tax Demand
Income tax Act, 1961	2015-16	110.63	CIT Appeal	Tax Demand
Income tax Act, 1961	2016-17	301.57	CIT Appeal	Tax Demand
Income tax Act, 1961	2017-18	347.28	CIT Appeal	Tax Demand
Income tax Act, 1961	2018-19	204.02	CIT Appeal	Tax Demand
Income tax Act, 1961	2020-21	38.23	CIT Appeal	Tax Demand
Total		1166.16		

(Viii) According to the information and explanations given to us, , there were no transaction which were not recorded in the books of account and have been surrendered or disclosed as income, during the year, in the tax assessments under the Income Tax Act, 1961.

(ix) (a) According to the information and explanations given to us and on the basis of our examination of the records of the Company, the Company did not default in repayment of loans or other borrowings or in the payment of interest thereon to any lender, during the year. Accordingly, clause 3(ix) of the Order is not applicable to the Company.

(b) According to the information and explanations given to us and on the basis of our examination of the records of the Company, the Company has not been declared a willful defaulter by any bank or financial institution or government or government authority.

(c) According to the information and explanations given to us by the management, the Company has not obtained any term loans during the year. Accordingly, clause 3(ix)(c) of the Order is not applicable.





(d) According to the information and explanations given to us and on an overall examination of the balance sheet of the Company, we report that no funds have been raised on short-term basis have been utilized for long term purposes by the Company. Accordingly, clause 3(ix)(d) of the Order is not applicable.

(e) According to the information and explanations given to us and on an overall examination of the standalone financial statements of the Company, we report that the Company has not taken any funds from any entity or person on account of or to meet the obligations of its subsidiaries, associates or joint ventures as defined under the Act. Accordingly, clause 3(ix)(e) of the Order is not applicable.

(f) According to the information and explanations given to us and procedures performed by us, we report that the Company has not raised loans during the year on the pledge of securities held in its subsidiaries, joint ventures or associate companies (as defined under the Act). Accordingly, clause 3(ix)(f) of the Order is not applicable. (a) In our opinion, no money raised by way of initial public offer or further public offer and term loans were not raised by the company during the year. Accordingly, paragraph 3(x)(a) of the order is not applicable.

- (x). (a) The Company has not raised any moneys by way of initial public offer or further public offer (including debt instruments). Accordingly, clause 3(x)(a) of the Order is not applicable.

(b) According to the information and explanations given to us and on the basis of our examination of the records of the Company, the Company has not made the preferential allotment of shares during the year. Accordingly, the requirements of section 42 and section 62 of the Companies Act, 2013 are not applicable.

- (xi) (a) Based on examination of the books and records of the Company and according to the information and explanations given to us, no fraud by the Company or on the Company has been noticed or reported during the course of the audit.

(b) According to the information and explanations given to us, no report under sub-section (12) of Section 143 of the Act has been filed by the auditors in Form ADT-4 as prescribed under Rule 13 of the Companies (Audit and Auditors) Rules, 2014 with the Central Government.

(c) As represented to us by the management, there are no whistle blower complaints received by the Company during the year.

- (xii) According to the information and explanations given to us, the Company is not a Nidhi Company. Accordingly, clause 3(xii) of the Order is not applicable.





(xiii) In our opinion and according to the information and explanations given by the management, the company is in compliance with section 177 & section 188 of Companies Act, 2013 where applicable for all transactions with related parties and the details of the related parties transactions have been disclosed in the notes-2.29 to the Ind AS financial statements, as required by the applicable accounting standard,

(xiv) According the records of the company and information and explanation given to us, in our opinion the company has an internal audit system commensurate with the size and nature of business.

In our opinion and according to the information and explanations given to us, the Company has not entered into any non-cash transactions with its directors or persons connected to its directors and hence, provisions of Section 192 of the Act are not applicable to the Company.

(xv) a) The Company is not required to be registered under Section 45-IA of the Reserve Bank of India Act, 1934. Accordingly, clause 3(xvi)(a) of the Order is not applicable.

(b) The Company is not required to be registered under Section 45-IA of the Reserve Bank of India Act, 1934. Accordingly, clause 3(xvi)(b) of the Order is not applicable.

(c) The Company is not a Core Investment Company (CIC) as defined in the regulations made by the Reserve Bank of India. Accordingly, clause 3(xvi) of the Order is not applicable.

(d) According to the information and explanations provided to us, the Group (as per the provisions of the Core Investment Companies (Reserve Bank) Directions, 2016) does not have more than one CIC.

(xvi) The Company has not incurred cash losses in the current and in the immediately preceding financial year.

(xvii) There has been resignation of the statutory auditors during the year and the Statutory Auditor had resigned due to preoccupation and raised no concern for resignation.

(xviii) According to the information and explanations given to us and on the basis of the financial ratios, ageing and expected dates of realisation of financial assets and payment of financial liabilities, our knowledge of the Board of Directors and management plans and based on our examination of the evidence supporting the assumptions, nothing has come to our attention, which causes us to believe that any material uncertainty exists as on the date of the audit report that the Company is not capable of meeting its liabilities existing at the date of balance sheet as and when they fall due within a period of one year from the balance



sheet date. We, however, state that this is not an assurance as to the future viability of the Company. We further state that our reporting is based on the facts up to the date of the audit report and we neither give any guarantee nor any assurance that all liabilities falling due within a period of one year from the balance sheet date, will get discharged by the Company as and when they fall due.

- (xix) In our opinion and according to the information and explanations given to us, there is no unspent amount under sub-section (5) of Section 135 of the Act pursuant to any project. Accordingly, clauses 3(xx) (a) and 3(xx)(b) of the Order are not applicable.

For Kanodia Sanyal & Associates
Chartered Accountants
FRN: 008396N



(Namrata Kanodia)
Partner

Membership no.: 402909

Place: New Delhi

Date: 22nd May 2024

UDIN: 24402909BKFZUP2413



Annexure B to the Auditors' Report

Report on the Internal Financial Controls under Clause (i) of sub-section 3 of Section 143 of the Companies Act, 2013 ('the Act')

We have audited the internal financial controls over financial reporting of Alankit Imaginations Limited ('the Company') as of 31 March 2024 in conjunction with our audit of the Ind AS financial statements of the Company for the year ended on that date.

Opinion

We have audited the internal financial controls with reference to financial statements of Alankit Imaginations Limited ("the Company") as of 31 March 2024 in conjunction with our audit of the standalone financial statements of the Company for the year ended on that date.

In our opinion, the Company has, in all material respects, adequate internal financial controls with reference to financial statements and such internal financial controls were operating effectively as at 31 March 2024, based on the internal financial controls with reference to financial statements criteria established by the Company considering the essential components of internal control stated in the Guidance Note on Audit of Internal Financial Controls Over Financial Reporting issued by the Institute of Chartered Accountants of India (the "Guidance Note").

Management's Responsibility for Internal Financial Controls

The Company's management is responsible for establishing and maintaining internal financial controls based on the internal control over financial reporting criteria established by the Company considering the essential components of internal control stated in the Guidance Note on Audit of Internal Financial Controls Over Financial Reporting issued by the Institute of Chartered Accountants of India ('ICAI'). These responsibilities include the design, implementation and maintenance of adequate internal financial controls that were operating effectively for ensuring the orderly and efficient conduct of its business, including adherence to the Company's policies, the safeguarding of its assets, the prevention and detection of frauds and errors, the accuracy and completeness of the accounting records, and the timely preparation of reliable financial information, as required under the Companies Act, 2013.

Auditors' Responsibility

Our responsibility is to express an opinion on the Company's internal financial controls over financial reporting based on our audit. We conducted our audit in accordance with the Guidance Note on Audit of Internal Financial Controls Over Financial Reporting ('the Guidance Note') and the Standards on Auditing, issued by ICAI and deemed to be prescribed under Section 143(10) of the Companies Act, 2013, to the extent applicable to an audit of internal financial controls, both applicable to an audit of Internal Financial Controls and, both issued by





the Institute of Chartered Accountants of India. Those Standards and the Guidance Note require that we comply with ethical requirements and plan and perform the audit to obtain reasonable assurance about whether adequate internal financial controls over financial reporting was established and maintained and if such controls operated effectively in all material respects.

An audit involves performing procedures to obtain audit evidence about the adequacy of the internal financial controls system over financial reporting and their operating effectiveness. Our audit of internal financial controls over financial reporting included obtaining an understanding of internal financial controls over financial reporting, assessing the risk that a material weakness exists, and testing and evaluating the design and operating effectiveness of internal control based on the assessed risk. The procedures selected depend on the auditors' judgment, including the assessment of the risks of material misstatement of the Ind AS financial statements, whether due to fraud or error.

We believe that the audit evidence we have obtained is sufficient and appropriate to provide a basis for our qualified audit opinion on the Company's internal financial controls system over financial reporting.

Meaning of Internal Financial Controls Over Financial Reporting

A company's internal financial control over financial reporting is a process designed to provide reasonable assurance regarding the reliability of financial reporting and the preparation of financial statements for external purposes in accordance with generally accepted accounting principles. A company's internal financial control over financial reporting includes those policies and procedures that: -

- (1) Pertain to the maintenance of records that, in reasonable detail, accurately and fairly reflect the transactions and dispositions of the assets of the company;
- (2) Provide reasonable assurance that transactions are recorded as necessary to permit preparation of financial statements in accordance with generally accepted accounting principles, and that receipts and expenditures of the company are being made only in accordance with authorizations of the management and directors of the company; and
- (3) Provide reasonable assurance regarding prevention or timely detection of unauthorized acquisition, use, or disposition of the company's assets that could have a material effect on the financial statements.



Inherent Limitations of Internal Financial Controls Over Financial Reporting

Because of the inherent limitations of internal financial controls over financial reporting, including the possibility of collusion or improper management override of controls, material misstatements due to error or fraud may occur and not be detected. Also, projections of any evaluation of the internal financial controls over financial reporting to future periods are subject to the risk that the internal financial control over financial reporting may become inadequate because of changes in conditions, or that the degree of compliance with the policies or procedures may deteriorate.

For Kanodia Sanyal & Associates

Chartered Accountants

FRN: 008396N



(Namrata Kanodia)

Partner

Membership no.: 402909

Place: New Delhi

Date: 22nd May 2024

UDIN: 24402909BKFZUP2413



Aankit Imaginations Limited
CIN: U74899DL1994PLC059289

Balance Sheet as at 31st March, 2024

(Figures in Lakh)


Particulars	Note	As at 31st March, 2024	As at 31st March, 2023
		Rs.	Rs.
ASSETS			
Non Current Assets			
(A) Property, Plant & Equipments	2.1	117.57	59.72
(B) Intangible Assets		905.86	1007.31
Financial Assets			
Investments	2.2	1291.33	109.03
Other Non Current Financial Assets	2.3	1071.19	1263.44
Deferred tax assets/(liabilities)	2.13	-	-
Other Non current Assets	2.4	7835.40	559.33
Total Non Current Assets		11221.35	2998.83
Current Assets			
Financial Assets			
(i) Trade Receivables	2.5	1.53	0.32
(ii) Cash and Bank Balances	2.6	5842.21	1372.51
(iii) Bank balance other than (ii) above	2.7	273.75	126.50
(iv) Investment	2.8	181.65	441.98
Other Current Assets	2.10	216.85	3881.07
Total Current Assets		6515.99	5822.38
Total		17737.34	8821.21
EQUITY AND LIABILITIES			
Equity			
Share Capital	2.11	465.00	465.00
Reserves & Surplus	2.12	4217.17	3859.62
Total Equity		4682.17	4324.62
Non Current Liabilities			
Deferred Tax Liabilities (net)	2.13	115.31	53.92
Provisions	2.14	13.44	6.95
Total Non Current Liabilities		128.75	60.87
Current Liabilities			
Financial Liabilities			
Trade Payables	2.15	-	-
Total Outstanding dues to MSME		25.84	51.32
Total Outstanding dues to other than MSME		12820.16	4328.81
Other Current Liabilities	2.16	1.83	0.67
Provisions	2.17	78.59	54.93
Current Tax Liabilities (Net)		-	-
Total Current Liabilities		12926.42	4435.73
Total		17737.34	8821.21
Significant Accounting Policies	1		
Notes to the Financial Statements	2		


As per our report of even date attached.


For Kanodia Sanyal & Associates
Chartered Accountants
FRN No.008396N



Namrata Kanodia
Partner
M. No. 402909
UDIN




Ankit Agarwal
(Director)
(DIN 01191951)


Harish Chandra Agrawal
(Director)
(DIN 01196052)


Ashok Shantilal Bhuta
(Director)
(DIN 05336015)


Raja Gopal Reddy Guduru
(Director)
(DIN 00181674)

Place : New Delhi
Date : 22-05-2024

Alankit Imaginations Limited
CIN: U74899DL1994PLC059289

Statement of Profit and Loss for the Year ended 31st March, 2024

(Figures in Lakh)

Particulars	Note	For the Year ended 31st March, 2024	For the Year ended 31st March, 2023
Income		Rs.	Rs.
Revenue From Operations			
Fees & Commission Income	2.18	2828.28	1529.26
Other Income	2.19	573.30	291.62
Total Revenue		3401.58	1820.88
Expenses			
Employee benefits expenses	2.20	787.10	425.62
Depreciation and amortization expense	2.1	125.54	47.54
Finance Cost	2.22	3.27	28.24
Other expenses	2.21	2018.19	990.41
Total expenses		2934.10	1491.82
		467.48	329.06
Profit before exceptional and extraordinary items and tax			
Exceptional and extraordinary items			
Goodwill written off		-	2550.00
Total exceptional and extraordinary items		-	2550.00
		467.48	(2220.94)
Profit before tax			
Tax expense			
(a) Current tax		78.59	54.93
(b) MAT Credit		(12.60)	(16.26)
(c) Income tax adjustments earlier year		(19.38)	-
(d) Deferred tax	2.13	61.78	52.93
Profit (Loss) for the period		359.09	(2312.53)
Other Comprehensive Income / (Losses)			
(a) Items that will not be reclassified subsequently to the statement of profit and loss			
(i) Remeasurement of defined employee benefit plans		(1.50)	0.48
(ii) Changes in fair values of investment in equities carried at fair value through OCI		-	-
(iii) Changes in fair values of investments in equities carried at fair value through OCI		-	-
(iv) Income Tax on items that will not be reclassified subsequently to the statement		0.39	(0.12)
(b) Items that will be reclassified subsequently to the statement of profit and loss			
(i) Exchange differences in translating the financial statement of a foreign operation		-	-
(ii) Income Tax on items that will be reclassified subsequently to the statement of profit and loss		-	-
Total Other Comprehensive Income / (Losses)		(1.11)	0.35
Total Comprehensive Income for the year (VII+VIII)		357.98	(2312.18)
Earnings per equity share - Basic and diluted	2.27		
(a) Basic		7.72	(49.72)
(b) Diluted		7.72	(49.72)
Significant Accounting Policies	1		
Notes to the Financial Statements	2		

As per our report of even date annexed
For Kanodia Sanyal & Associates
Chartered Accountants
FRN No.008396N

Namrata Kanodia
Partner
M. No. 402909
UDIN



Place : New Delhi
Date : 22/05/2024

Ankit Agarwal
(Director)
(DIN 01191951)

Ashok Shantilal Bhuta
(Director)
(DIN 05336015)

Harish Chandra Agrawal
(Director)
(DIN 01196052)

Raja Gopal Reddy Guduru
(Director)
(DIN 00181674)

Alankit Imaginations Limited

Notes forming part of the Financial Statements

Statement of Changes in Equity

(Figures in Lakh)

A. EQUITY SHARE CAPITAL

Particulars	As at 31st March, 2024	As at 31st March, 2023
Balance as at the beginning of the period	465.00	400.00
Changes in Equity Share Capital During the year	-	65.00
Balance as at the end of the period	465.00	465.00

Particulars	As at 31st March, 2023	As at 31st March, 2022
Balance as at the beginning of the period	400.00	400.00
Changes in Equity Share Capital During the year	65.00	-
Balance as at the end of the period	465.00	400.00

B. Other Equity

Particulars	Reserves & surplus			Other comprehensive Income		Total equity attributable to equity holders of company
	Security Premium	General Reserve	Retained earnings	Investments Revaluation Reserve	Others	
Balance as at April 1, 2022	1329.80	-	356.07	-	0.94	1686.81
Profit for the year	-	-	(2312.98)	-	0.35	(2312.62)
Addition during the year	4485.00	-	-	-	-	4485.00
Balance as at March 31, 2023	5814.80	-	(1956.91)	-	1.29	3859.18
Balance as at April 1, 2023	5814.80	-	(1956.91)	-	1.29	3859.18
Profit for the year	-	-	359.09	-	(1.11)	357.98
Addition during the year	-	-	-	-	-	-
Balance as at March 31, 2024	5814.80	-	(1597.81)	-	0.18	4217.16



Alankit Imaginations Limited

Cash Flow Statement For the Year ended 31st March, 2024

(Figures in Lakh)

PARTICULARS	For the Year ended 31st March, 2024 Rs.	For the Year ended 31st March, 2023 Rs.
A. Cash Flow from Operating Activities		
Net Profit before Tax	467.48	(2220.94)
Add : Adjustments for		
Depreciation	125.54	47.54
Gratuity Expense	6.15	4.25
Loss on Revaluation of Investment	3.31	-
Goodwill written off	-	2550.00
Total	602.48	380.85
Less : Adjustments for		
Interest Received	432.95	284.67
Profit on Revaluation of Investment	-	5.58
Operating Profit before Working Capital changes	169.53	90.60
Adjustments for change in Working Capital		
Trade & Other Receivables	(7112.59)	(420.13)
Change in Inventories	260.33	234.87
Trade & Other Payables	8465.88	(115.77)
Bank Deposit Placed	45.00	2625.75
Cash generated from operations	1828.15	2415.32
Direct Taxes paid	(30.02)	(43.03)
Net Cash from Operating Activities	1798.13	2372.29
B. Cash Flow from Investing Activities		
Purchase of Fixed Asset	(81.94)	(1012.92)
Purchase & Sale of Investments	(1178.98)	-
Net Cash from Investing Activities	(1260.92)	(1012.92)
C. Cash Flow from Financing Activities		
Unsecured Loans to corporate bodies	3499.54	(1528.52)
Interest Received	432.95	284.67
Net Cash from Financing activities	3932.49	(1243.85)
Net increase in cash or cash equivalents	4469.70	115.52
Cash or cash equivalents (Opening balance)	1372.51	1256.99
Cash or cash equivalents (Closing balance)	5842.21	1372.51

NOTE : Figures in bracket represents cash outflow

SIGNIFICANT ACCOUNTING POLICIES

1

NOTES ON ACCOUNTS

2

As per our report of even date annexed

For Kanodia Sanyal & Associates

Chartered Accountants

FRN No.008396N

Namrata Kanodia

Partner

M. No. 402909

UDIN



(Signature)
Ankit Agarwal
(Director)
(DIN 01191951)

(Signature)
Harish Chandra Agrawal
(Director)
(DIN 01196052)

(Signature)
Ashok Shantilal Bhuta
(Director)
(DIN 05336015)

(Signature)
Raja Gopal Reddy Guduru
(Director)
(DIN 00181674)

Place : New Delhi

Date : 22/05/2024

ALANKIT IMAGINATIONS LIMITED

Notes Forming part of the Financial Statements

1. COMPANY OVERVIEW

Alankit Imaginations Limited. ("the Company") was Incorporated on 30th May 1994, under the Indian Companies Act 1956, primarily engaged in Commodity brokerage Services, During the year company has acquired shares broking business and Started shares broking business along with the commodity broking business.

SIGNIFICANT ACCOUNTING POLICIES

i. Statement of Compliance

The financial statements comply in all material aspects with Indian Accounting Standards (Ind AS) prescribed under Section 133 of the Companies Act, 2013 (the Act) read with the Companies (Indian Accounting Standards) Rules, 2015, as amended, and other accounting principles generally accepted in India.

ii. Basis of Preparation of Financial Statements

These financial statements have been prepared on the historical cost basis except for certain financial instruments that are measured at fair values at the end of each reporting period, as explained in the accounting policies below. Historical cost is generally based on the fair value of the consideration given in exchange for goods and services. Fair value is the price that would be received to sell an asset or paid to transfer a liability in an orderly transaction between market participants at the measurement date, regardless of whether that price is directly observable or estimated using another valuation technique. In estimating the fair value of an asset or a liability, the Company takes into account the characteristics of the asset or liability if market participants would take those characteristics into account when pricing the asset or liability at the measurement date. Fair value for measurement or disclosure purposes in these financial statements is determined on such a basis, except for share-based payment transactions that are within the scope of Ind AS 102 Share based payments, leasing transactions that are within the scope of Ind AS 116 Leases, and measurements that have some similarities to fair value but are not fair value, such as net realizable value in Ind AS 2 Inventories or value in use in Ind AS 36 Impairment of Assets.

In addition, for financial reporting purposes, fair value measurements are categorised into Level 1, 2, or 3 based on the degree to which the inputs to the fair value measurements are observable and the significance of the inputs to the fair value measurement in its entirety,

Which are described as follows:

- Level 1 inputs are quoted prices (unadjusted) in active markets for identical assets or liabilities that the entity can access at the measurement date;
- Level 2 inputs are inputs, other than quoted prices included within Level 1, that are observable for the asset or liability, either directly or indirectly; and
- Level 3 inputs are unobservable inputs for the assets or liability

iii. Use of Estimates and Judgments

Critical accounting judgements



The following are the critical judgements, apart from those involving estimations that the directors have made in the process of applying the Company's accounting policies and that have the most significant effect on the amounts recognised in the financial statements.

Contingent liabilities

Assessment of whether outflow embodying economic benefits is probable, possible or remote.

Control and significant influence

Whether the Company, through voting rights and potential voting rights attached to shares held, or by way of shareholders agreements or other factors, has the ability to direct the relevant activities of the subsidiaries, or jointly direct the relevant activities of its joint ventures or exercise significant influence over associates.

Key sources of estimation uncertainty

The following are the key assumptions concerning the future, and other key sources of estimation uncertainty at the end of the reporting period that may have a significant risk of causing a material adjustment to the carrying amounts of assets and liabilities within the next financial year.

Useful lives of property, plant and equipment

The Company reviews the estimated useful lives of property, plant and equipment at the end of each reporting period. There is no such change in the useful life of the assets.

Fair value measurements and valuation processes

In estimating the fair value of an asset or liability, the Company uses market-observable data to the extent it is available. Where level 1 input is not available, the Company engages third party qualified values to perform the valuation. The management works closely with qualified external values to establish the appropriate valuation techniques and inputs to the model.

Defined benefit obligations

Key assumptions related to life expectancies, salary increases and withdrawal rates. Revenue recognition See note 2.07

Impairment testing of investments

Key assumptions related to weighted average cost of capital (WACC) and long-term growth rates.

Classification of Leases.

The Company evaluates if an arrangement qualifies to be a lease as per the requirements of Ind AS 116. Identification of a lease requires significant judgement. The Company uses significant judgement in assessing the lease term (including anticipated renewals) and the applicable discount rate. The Company determines the lease term as the non-cancellable period of a lease, together with both periods covered by an options to extend the lease if the Company is reasonably certain to exercise that options; and periods covered by an option to terminate the lease if the Company is reasonably certain not to exercise that options. In assessing whether the company is reasonably certain to exercise an option to extend a lease, or not to exercise an option to terminate a lease, it considers all relevant facts and circumstances that crate an economic incentive for the Company to exercise the option to extend the lease, or not to exercise the option to terminate the lease. The Company revises the lease term if there is a change in the non-cancellable period of a lease. The discount rate is generally based on the incremental borrowing rate specific to the lease being evaluated or for a portfolio of leases with similar characteristics.



(iv) **Critical Accounting Estimates:**

a) Impairment of Goodwill:-

Goodwill is tested for impairment on an annual basis. The Company estimate the value in use of the cash generating unit (CGU) based on the future cash flows after considering current economic conditions and trends, estimated future operating results and growth rate and anticipated future economic and regulatory conditions. The estimated cash flows are developed using internal forecasts.

b) Useful lives of property, plant and equipment

The Company reviews the useful life of property, plant and equipment at the end of each reporting period. This reassessment may result in change in depreciation expense in future periods.

c) Valuation of deferred tax assets:

The Company reviews the carrying amount of deferred tax assets at the end of each reporting period. The policy for the same has been explained under note 2(ix).

v. Revenue Recognition

- a. Revenue from sale of goods/ products are recognized in accordance with Ind AS 18 viz, when the seller has transferred goods to the buyer, the property in the goods for a price and/or significant risk & rewards of ownership have been transferred to the buyer, and no significant uncertainty exists regarding the amount of the consideration that will be derived from the sales of good and regarding its collection.
- b. Revenue from services is recognized on rendering of services to the customers based on contractual arrangements.
- c. The Company presents revenue net of Goods & Service Tax in its Statement of Profit & Loss.

vi. Property plant and equipment

Property plant and equipment are stated at cost; less accumulate depreciation (other than freehold land) and impairment loss, if any.

Depreciation is provided for property, plant & equipment so as to expense the cost over their estimated useful lives As per Written down Value Method based on a technical evaluation. The estimated useful lives and residual value are reviewed at the end of each reporting period, with the effects of any change in estimate accounted for on a prospective basis.

The estimated useful lives are as mentioned below:-

Type of asset	Rate of Depreciation	Useful life (Year)
Office Building	4.87%	60
Office Equipment	45.07%	5
Furniture and Fixture	25.89%	10
Computers	63.16%	3
Vehicle	31.23%	8

Advances paid towards the acquisition of property, plant and equipment outstanding at each balance Sheet date is classified as capital advances under other non-current assets and the cost of assets not ready to use before such date are disclosed under 'Capital work-in-progress'. Subsequent expenditure relating to property, plant and equipment is capitalized only when it is probable that future economic benefits associated with these will flow to the company and the cost of the item can be measured reliably.

vii. Intangible assets

Intangible assets are stated at cost less accumulated amortization and impairment. Intangible assets are amortized over their respective individual estimated useful lives on Straight Line Method basis, commencing from the date the asset is available to the company, further amortization is done on a pro rata basis i.e. from the date on which the intangible asset is acquired. Amortization methods and useful lives are reviewed periodically including at each financial year end.

viii. Impairment of Assets

Intangible assets acquired separately

Intangible assets with finite useful lives that are acquired separately are carried at cost less accumulated amortisation and accumulated impairment losses. Amortisation is recognised on a straight-line basis over their estimated useful lives. The estimated useful life and amortisation method are reviewed at the end of each reporting period, with the effect of any changes in estimate being accounted for on a prospective basis. Intangible assets with indefinite useful lives that are acquired separately are carried at cost less accumulated impairment losses. Distribution network rights and non-compete fees represents amounts paid to local cable operators/distributors to acquire rights over a particular area for a specified period of time. Other intangible assets include software.

Derecognition of Intangible Assets

An intangible asset is derecognized on disposal, or when no future economic benefits are expected from use or disposal. Gains or losses arising from derecognition of an intangible asset, measured as the difference between the net disposal proceeds and the carrying amount of the asset, and are recognised in profit or loss when the asset is derecognized.

ix. Inventories

Inventories are valued at lower of Cost or Net realizable value as per the requirements of Ind AS- 2 "Valuation of Inventory"

x. Income Taxes

Income tax expense represents the sum of the tax currently payable and deferred tax.

Current tax

The tax currently payable is based on taxable profit for the year. Taxable profit differs from 'profit before tax' as reported in the Statement of Profit and Loss because of items of income or expense that are taxable or deductible in other years and items that are never taxable or deductible. The Company's current tax is calculated using tax rates that have been enacted or substantively enacted by the end of the reporting period.

Deferred tax



Deferred tax is recognised on temporary differences between the carrying amounts of assets and liabilities in the Financial Statements and the corresponding tax bases used in the computation of taxable profit.

Deferred tax liabilities are generally recognised for all taxable temporary differences. Deferred tax assets are generally recognised for all deductible temporary differences, carry forward tax losses and allowances to the extent that it is probable that future taxable profits will be available against which those deductible temporary differences, carry forward tax losses and allowances can be utilised. Deferred tax liabilities and assets are measured at the tax rates that are expected to apply in the period in which the liability is settled or the asset realised, based on tax rates that have been enacted or substantively enacted by the end of the reporting period. The carrying amount of deferred tax liabilities and assets are reviewed at the end of each reporting period.

Deferred tax liabilities and assets are measured at the tax rates that are expected to apply in the period in which the liability is settled or the asset realised, based on tax rates (and tax laws) that have been enacted or substantively enacted by the end of the reporting period. The carrying amount of deferred tax liabilities and assets are reviewed at the end of each reporting period.

xi. Provision, Contingent Liabilities and Contingent Assets

Provisions are recognised when the Company has a present obligation (legal or constructive) as a result of a past event, it is probable that the Company will be required to settle the obligation, and a reliable estimate can be made of the amount of the obligation.

The amount recognized as a provision is the best estimate of the consideration required to settle the present obligation at the end of the reporting period, taking into account the risks and uncertainties surrounding the obligation. When a provision is measured using the cash flows estimated to settle the present obligation, its carrying amount is the present value of those cash flows (when the effect of the time value of money is material). When some or all of the economic benefits required to settle a provision are expected to be recovered from a third party, a receivable is recognised as an asset if it is virtually certain that reimbursement will be received and the amount of the receivable can be measured reliably.

Onerous contracts

Present obligations arising under onerous contracts are recognised and measured as provisions. An onerous contract is considered to exist where the Company has a contract under which the unavoidable costs of meeting the obligations under the contract exceed the economic benefits expected to be received from the contract.

Restructurings

A restructuring provision is recognised when the Company has developed a detailed formal plan for the restructuring and has raised a valid expectation in those affected that it will carry out the restructuring by starting to implement the plan or announcing its main features to those affected by it. The measurement of a restructuring provision includes only the direct expenditures arising from the restructuring, which are those amounts that are both necessarily entailed by the restructuring and not associated with the ongoing activities of the entity.

Contingent liabilities acquired in a business combination

Contingent liabilities (if any) acquired in a business combination are initially measured at fair value at the acquisition date. At the end of subsequent reporting periods, such contingent liabilities are measured at the higher of the amount that would be recognised in accordance with Ind AS 37 and the amount initially recognized less cumulative amortization.

xii. Employee Benefits

i. Short Term employee benefits



Short term employee benefits settled within twelve months of receiving employee services such as salary/wages/bonus and exgratia are recognized as an expense at the undiscounted amount in the Statement of Profit and Loss of the year in which the related service is rendered by employees.

ii. Post-employment benefits

a. Provident and family pension fund

The eligible employees of the Company are entitled to receive post-employment benefits in respect of provident and family fund in which both the employee and the Company make monthly contributions at a specified percentage of the covered employee's salary. Both employee's and Company's contributions are made to Regional Provident Fund Commissioner (RPFC) and the employer's contributions are charged to the Statement of profit and loss as incurred.

b. Gratuity

The Company has an obligation towards gratuity, a defined retirement plan, covering eligible employees. The plan provides a lump sum payment to vested employees at retirement, death, and incapacitation or on termination of employment of an amount based on the respective employees' salary and the tenure of employment with the Company. Liabilities with regard to the Gratuity Plan are determined by actuarial valuation, performed by an independent actuary, at each balance sheet date using the projected unit credit method. Actuarial gains and losses for the gratuity liability are recognized full in the period in which they occur through other comprehensive income.

xiii. Lease

The Company evaluates if an arrangement qualifies to be a lease as per the requirements of Ind AS 116. Identification of a lease requires significant judgement. The Company uses significant judgement in assessing the lease term.

For short-term and low value leases, the Company recognises the lease payments as an operating expense on a straight-line basis over the lease term.

xiv. Earning per Equity Share

Basic earnings per equity share are calculated by dividing the net profit or loss for the period attributable to equity shareholders by the weighted average number of equity shares outstanding during the period.

For the purpose of calculation of Diluted earnings per share, the net profit or loss for the period attributable to equity shareholders and the weighted number of equity shares outstanding during the period are adjusted for the effects of all potentially dilutive equity shares.

xv. Foreign Currency Transactions

The functional currency for the Company is determined as the currency of the primary economic environment in which it operates. For the Company, the functional currency is the local currency of the country in which it operates, which is INR.

Transactions in foreign currencies are recorded at the exchange rate prevailing on the date of transaction. Monetary assets and liabilities denominated in foreign currencies are translated at the functional currency closing rates of exchange at the reporting date.

Exchange differences arising on settlement or translation of monetary items are recognised in Statement of Profit and Loss except to the extent of exchange differences which are regarded as an adjustment to interest costs on



foreign currency borrowings that are directly attributable to the acquisition or construction of qualifying assets which are capitalized as cost of assets.

Non-monetary items that are measured in terms of historical cost in a foreign currency are recorded using the exchange rates at the date of the transaction. Non-monetary items measured at fair value in a foreign currency are translated using the exchange rates at the date when the fair value was measured. The gain or loss arising on translation of nonmonetary items measured at fair value is treated in line with the recognition of the gain or loss on the change in fair value of the item (i.e. translation differences on items whose fair value gain or loss is recognised in Other Comprehensive Income or Statement of Profit and Loss are also recognised in Other Comprehensive Income or Statement of Profit and Loss, respectively).

In case of an asset, expense or income where a non-monetary advance is paid/received, the date of transaction is the date on which the advance was initially recognised. If there were multiple payments or receipts in advance, multiple dates of transactions are determined for each payment or receipt of advance consideration.

In preparing the financial statements of the Company, transactions in currencies other than the entity's functional currency (foreign currencies) are recognised at the rates of exchange prevailing at the dates of the transactions. At the end of each reporting period, monetary items denominated in foreign currencies are retranslated at the rates prevailing at that date. Non-monetary items carried at fair value that are denominated in foreign currencies are retranslated at the rates prevailing at the date when the fair value was determined. Non-monetary items that are measured in terms of historical cost in a foreign currency are not retranslated.

Treatment of exchange differences

The exchange differences on monetary items are recognised in Profit or Loss in the period in which they arise

xvi. Dividend and interest income.

Dividend income and interest income

Dividend income from investments is recognised when the shareholder's right to receive payment has been established (provided that it is probable that the economic benefits will flow to the Company and the amount of income can be measured reliably). Interest income from a financial assets is recognised when it is probable that the economic benefits will flow to the Company and the amount of income can be measured reliably. Interest income is accrued on a time basis, by reference to the principal outstanding and at the effective interest rate applicable, which is the rate that exactly discounts estimated future cash receipts through the expected life of the financial asset to that asset's net carrying amount on initial recognition.

xvii. Cash flow statement

Cash flows are reported using indirect method, whereby Profit/(loss) after tax reported under Statement of Profit and loss is adjusted for the effects of transactions of noncash nature and any deferrals or accruals of past or future cash receipts or payments. The cash flows from operating, investing and financing activities of the Company are segregated based on available information.

xviii. Financial instruments

Financial assets and financial liabilities are recognised when the Company becomes a party to the contractual provisions of the instruments.

Financial assets and financial liabilities are initially measured at fair value. Transaction costs that are directly attributable to the acquisition or issue of financial assets and financial liabilities (other than financial assets and financial liabilities at fair value through profit or loss) are added to or deducted from the fair value of the



financial assets or financial liabilities, as appropriate, on initial recognition. Transaction costs directly attributable to the acquisition of financial assets or financial liabilities at fair value through profit or loss are recognised immediately in profit or loss.

Investment in subsidiaries

A subsidiary is an entity controlled by the Company. Control exists when the Company has power over the entity, is exposed, or has rights to variable returns from its involvement with the entity and has the ability to affect those returns by using its power over the entity. Power is demonstrated through existing rights that give the ability to direct relevant activities, those which significantly affect the entity's returns. Investments in subsidiaries are carried at cost less impairment. Cost comprises price paid to acquire the investment and directly attributable cost.

Investment in associates

An associate is an entity over which the Company has significant influence. Significant influence is the power to participate in the financial and operating policy decisions of the investee but is not control or joint control over those policies.

The investments in associates are carried at cost less impairment. The cost comprises price paid to acquire the investment and directly attributable cost.

Transition to Ind AS

The Company had elected to continue with the carrying value of all of its equity investments as of 1 April, 2015 (transition date) measured as per the previous GAAP and use that carrying value as its deemed cost as of the transition date.

Financial assets

All regular way purchases or sales of financial assets are recognized and derecognized on a trade date basis. Regular way purchases or sales are purchases or sales of financial assets that require delivery of assets within the time frame established by regulation or convention in the marketplace.

All recognised financial assets are subsequently measured in their entirety at either amortised cost or fair value, depending on the classification of the financial assets.

Classification of financial assets

Debt instruments that meet the following conditions are subsequently measured at amortised cost (except for debt instruments that are designated as at fair value through profit or loss on initial recognition):

- The asset is held within a business model whose objective is to hold assets in order to collect contractual cash flows; and
- The contractual terms of the instrument give rise on specified dates to cash flows that are solely Payments of principal and interest on the principal amount outstanding. Debt instruments that meet the following conditions are subsequently measured at fair value through other comprehensive income (except for debt instruments that are designated as at fair value through profit or loss on initial recognition):
- The asset is held within a business model whose objective is achieved both by collecting contractual cash flows and selling financial assets; and



- The contractual terms of the instrument give rise on specified dates to cash flows that are solely payments of principal and interest on the principal amount outstanding.

Interest income is recognised in profit or loss for FVTOCI debt instruments. For the purposes of recognising foreign exchange gains and losses, FVTOCI debt instruments are treated as financial assets measured at amortised cost. Thus, the exchange differences on the amortised cost are recognised in profit or loss and other changes in the fair value of FVTOCI financial assets are recognised in other comprehensive income and accumulated under the heading of 'Reserve for debt instruments through other comprehensive income'. When the investment is disposed of, the cumulative gain or loss previously accumulated in this reserve is reclassified to profit or loss.

All other financial assets are subsequently measured at fair value.

Effective interest method

The effective interest method is a method of calculating the amortised cost of a debt instrument and of allocating interest income over the relevant period. The effective interest rate is the rate that exactly discounts estimated future cash receipts (including all fees and points paid or received that form an integral part of the effective interest rate, transaction costs and other premiums or discounts) through the expected life of the debt instrument, or, where appropriate, a shorter period, to the net carrying amount on initial recognition.

Income is recognised on an effective interest basis for debt instruments other than those financial assets classified as at FVTPL. Interest income is recognised in profit or loss and is included in the "Other income".

Investments in equity instruments at FVTOCI

On initial recognition, the Company can make an irrevocable election (on an instrument-by-instrument basis) to present the subsequent changes in fair value in other comprehensive income pertaining to investments in equity instruments. This election is not permitted if the equity investment is held for trading. These elected investments are initially measured at fair value plus transaction costs. Subsequently, they are measured at fair value with gains and losses arising from changes in fair value recognised in other comprehensive income and accumulated in the 'Reserve for equity instruments through other comprehensive income'. The cumulative gain or loss is not reclassified to profit or loss on disposal of the investments.

A financial asset is held for trading if:

- It has been acquired principally for the purpose of selling it in the near term; or
- On initial recognition it is part of a portfolio of identified financial instruments that the Company manages together and has a recent actual pattern of short-term profit-taking; or
- It is a derivative that is not designated and effective as a hedging instrument or a financial guarantee.

Financial assets at fair value through profit or loss (FVTPL)

Investments in equity instruments are classified as at FVTPL, unless the Company irrevocably elects on initial recognition to present subsequent changes in fair value in other comprehensive income for investments in equity instruments which are not held for trading.

Debt instruments that do not meet the amortised cost criteria or FVTOCI criteria (see above) are measured at FVTPL. In addition, debt instruments that meet the amortised cost criteria or the FVTOCI criteria but are designated as at FVTPL are measured at FVTPL.



A financial asset that meets the amortised cost criteria or debt instruments that meet the FVTOCI criteria may be designated as at FVTPL upon initial recognition if such designation eliminates or significantly reduces a measurement or recognition inconsistency that would arise from measuring assets or liabilities or recognizing the gains and losses on them on different bases.

Financial assets at FVTPL are measured at fair value at the end of each reporting period, with any gains or losses arising on remeasurement recognised in profit or loss. The net gain or loss recognised in profit or loss incorporates any dividend or interest earned on the financial asset and is included in the 'Other income'. Dividend on financial assets at FVTPL is recognised when the Company's right to receive the dividends is established, it is probable that the economic benefits associated with the dividend will flow to the entity, the dividend does not represent a recovery of part of cost of the investment and the amount of dividend can be measured reliably.

Impairment of financial assets

The Company applies the expected credit loss model for recognizing impairment loss on financial assets measured at amortised cost, lease receivables, trade receivables and other contractual rights to receive cash or other financial assets and financial guarantees not designated as at FVTPL. For trade receivables or any contractual right to receive cash or another financial asset that result from transactions that are within the scope of Ind AS 115, the Company always measures the loss allowance at an amount equal to lifetime expected credit losses. Further, for the purpose of measuring lifetime expected credit loss allowance for trade receivables, the Company has used a practical expedient as permitted under Ind AS 109. This expected credit loss allowance is computed based on a provision matrix which takes into account historical credit loss experience and adjusted for forward-looking information.

Derecognition of financial assets

The Company derecognizes a financial asset when the contractual rights to the cash flows from the asset expire, or when it transfers the financial asset and substantially all the risks and rewards of ownership of the asset to another party. If the Company neither transfers nor retains substantially all the risks and rewards of ownership and continues to control the transferred asset, the Company recognises its retained interest in the asset and an associated liability for amounts it may have to pay. If the Company retains substantially all the risks and rewards of ownership of a transferred financial asset, the Company continues to recognize the financial asset and also recognizes a collateralized borrowing for the proceeds received.

On derecognition of a financial asset in its entirety, the difference between the asset's carrying amount and the sum of the consideration received and receivable and the cumulative gain or loss that had been recognised in other comprehensive income and accumulated in equity is recognised in profit or loss if such gain or loss would have otherwise been recognised in profit or loss on disposal of that financial asset.

On derecognition of a financial asset other than in its entirety (e.g. when the Company retains an option to repurchase part of a transferred asset), the Company allocates the previous carrying amount of the financial asset between the part it continues to recognize under continuing involvement, and the part it no longer recognises on the basis of the relative fair values of those parts on the date of the transfer. The difference between the carrying amount allocated to the part that is no longer recognised and the sum of the consideration received for the part no longer recognised and any cumulative gain or loss allocated to it that had been recognised in other comprehensive income is recognised in profit or loss if such gain or loss would have otherwise been recognised in profit or loss on disposal of that financial asset. A cumulative gain or loss that had been recognised in other comprehensive income is allocated between the part that continues to be recognised and the part that is no longer recognised on the basis of the relative fair values of those parts.



Foreign exchange gains and losses

The fair value of financial assets denominated in a foreign currency is determined in that foreign currency and translated at the spot rate at the end of each reporting period. For foreign currency denominated financial assets measured at amortised cost and FVTPL, the exchange differences are recognised in profit or loss except for those which are designated as hedging instruments in a hedging relationship.

Financial Liabilities:

Classification as debt or equity

Debt and equity instruments issued by the Company are classified as either financial liabilities or as equity in accordance with the substance of the contractual arrangements and the definitions of a financial liability and an equity instrument.

Equity instruments

An equity instrument is any contract that evidences a residual interest in the assets of an entity after deducting all of its liabilities. Equity instruments issued by a Company entity are recognised at the proceeds received, net of direct issue costs.

Repurchase of the Company's own equity instruments is recognised and deducted directly in equity. No gain or loss is recognised in profit or loss on the purchase, sale, issue or cancellation of the Company's own equity instruments.

Financial liabilities

All financial liabilities are subsequently measured at amortised cost using the effective interest method or at FVTPL.

However, financial liabilities that arise when a transfer of a financial asset does not qualify for derecognition or when the continuing involvement approach applies, financial guarantee contracts issued by the Company, and commitments issued by the Company to provide a loan at below-market interest rate are measured in accordance with the specific accounting policies set out below.

a) Financial liabilities at FVTPL

Financial liabilities are classified as at FVTPL when the financial liability is either contingent consideration recognised by the Company as an acquirer in a business combination to which Ind AS 103 applies or is held for trading or it is designated as at FVTPL.

A financial liability is classified as held for trading if:

- It has been incurred principally for the purpose of repurchasing it in the near term; or
- On initial recognition it is part of a portfolio of identified financial instruments that the Company manages together and has a recent actual pattern of short-term profit-taking; or
- It is a derivative that is not designated and effective as a hedging instrument.

A financial liability other than a financial liability held for trading or contingent consideration recognised by the Company as an acquirer in a business combination to which Ind AS 103 applies, may be designated as at FVTPL upon initial recognition if:



- Such designation eliminates or significantly reduces a measurement or recognition inconsistency that would otherwise arise;

- The financial liability forms part of a group of financial assets or financial liabilities or both, which is managed and its performance is evaluated on a fair value basis, in accordance with the Company's risk management or investment strategy, and information about the grouping is provided internally on that basis; or

- It forms part of a contract containing one or more embedded derivatives, and Ind AS 109 permits the entire combined contract to be designated as at FVTPL.

Financial liabilities at FVTPL are stated at fair value, with any gains or losses arising on remeasurement recognised in profit or loss. The net gain or loss recognised in profit or loss incorporates any interest paid on the financial liability and is included in the 'Other income'.

However, for non-held-for-trading financial liabilities that are designated as at FVTPL, the amount of change in the fair value of the financial liability that is attributable to changes in the credit risk of that liability is recognised in other comprehensive income, unless the recognition of the effects of changes in the liability's credit risk in other comprehensive income would create or enlarge an accounting mismatch in profit or loss, in which case these effects of changes in credit risk are recognised in profit or loss. The remaining amount of change in the fair value of liability is always recognised in profit or loss. Changes in fair value attributable to a financial liability's credit risk that are recognised in other comprehensive income are reflected immediately in retained earnings and are not subsequently reclassified to profit or loss.

b) Financial liabilities subsequently measured at amortised cost

Financial liabilities that are not held-for-trading and are not designated as at FVTPL are measured at amortised cost at the end of subsequent accounting periods. The carrying amounts of financial liabilities that are subsequently measured at amortised cost are determined based on the effective interest method. Interest expense that is not capitalized as part of costs of an asset is included in the 'Finance costs'. The effective interest method is a method of calculating the amortised cost of a financial liability and of allocating interest expense over the relevant period. The effective interest rate is the rate that exactly discounts estimated future cash payments (including all fees and points paid or received that form an integral part of the effective interest rate, transaction costs and other premiums or discounts) through the expected life of the financial liability, or (where appropriate) a shorter period, to the net carrying amount on initial recognition.

c) Foreign exchange gains and losses

For financial liabilities that are denominated in a foreign currency and are measured at amortised cost at the end of each reporting period, the foreign exchange gains and losses are determined based on the amortised cost of the instruments and are recognised in 'Other income'. The fair value of financial liabilities denominated in a foreign currency is determined in that foreign currency and translated at the spot rate at the end of the reporting period. For financial liabilities that are measured as at FVTPL, the foreign exchange component forms part of the fair value gains or losses and is recognised in profit or loss.

d) Derecognition of financial liabilities

The Company derecognises financial liabilities when, and only when, the Company's obligations are discharged, cancelled or have expired. An exchange between with a lender of debt instruments with substantially different terms is accounted for as an extinguishment of the original financial liability and the recognition of a new financial liability. Similarly, a substantial modification of the terms of an existing financial liability (whether or not attributable to the financial difficulty of the debtor) is accounted for as an extinguishment of the original financial liability and the recognition of a new financial liability. The difference



between the carrying amount of the financial liability derecognized and the consideration paid and payable is recognised in profit or loss.

xix. Borrowing costs

Borrowing costs directly attributable to the acquisition, construction or production of qualifying assets, which are assets that necessarily take a substantial period of time to get ready for their intended use or sale, are added to the cost of those assets, until such time as the assets are substantially ready for their intended use or sale.

Interest income earned on the temporary investment of specific borrowings pending their expenditure on qualifying assets is deducted from the borrowing costs eligible for capitalization.

All other borrowing costs are recognised in profit or loss in the period in which they are incurred.

xx. Operating Cycle

Based on the nature of activities of the Company and the normal time between acquisition of assets and their realization in cash or cash equivalents, the Company has determined its operating cycle as 12 months for the purpose of classification of its assets and liabilities as current and noncurrent.

xxi. Insurance claims

Insurance claims are accounted for on the basis of claims admitted / expected to be admitted and to the extent that the amount recoverable can be measured reliably and it is reasonable to expect ultimate collection.

xxii. Recent Accounting pronouncements

On 23rd March, 2022, the Ministry of Corporate Affairs (MCA) has notified Companies (Indian Accounting Standards) Amendment Rules, 2022. This notification has resulted into amendments in the following existing accounting standards which are applicable to the Company from 1st April, 2022.

i. Ind AS 101- First time adoption of Indian Accounting Standards

ii. Ind AS 103 - Business Combinations

iii. Ind AS 109 - Financial Instruments

iv. Ind AS 16 – Property, Plant and Equipment

v. Ind AS 37 – Provisions, Contingent Liabilities and Contingent Assets

vi. Ind AS 41 - Agriculture Application of above standards are not expected to have any significant impact on the Company's financial statements.



Note 2.1 Property, Plant & Equipments

The changes in the carrying value of property, plants & equipments for the year ended March 31, 2023 are as follows :

Description	Buildings	Motor Vehicles	Office equipments	Furnitures & Fixtures	Computers	Computer equipments	Software	Total
Gross carrying value as at April 1, 2022	-	3.53	18.70	9.65	287.09	25.72	-	344.69
Addition	-	-	0.42	0.46	0.28	-	1011.75	1012.92
Disposal/Transfer	-	-	-	-	-	-	-	-
Gross carrying value as at March 31, 2023	-	3.53	19.13	10.11	287.37	25.72	1011.75	1357.60
Accumulated depreciation as at April 1, 2022	-	3.35	10.62	3.02	222.55	3.49	-	243.03
Depreciation for the period	-	-	4.03	1.79	28.55	8.74	4.44	47.54
Disposal	-	-	-	-	-	-	-	-
Accumulated depreciation as at March 31, 2023	-	3.35	14.65	4.82	251.09	12.22	4.44	290.57
Net carrying value as at March 31, 2023	-	0.18	4.48	5.30	36.27	13.49	1007.31	1067.03



Alankit Imaginations Limited

Notes forming part to the Financial Statements

Note 2.1 Property, Plant & Equipments

The changes in the carrying value of property, plants & equipments for the year ended March 31, 2024 are as follows :

(Figures in Lakh)

Description	Buildings	Motor Vehicles	Office equipments	Furniture & Fixtures	Computers	Computer equipments	Software	Total
Gross carrying value as at April 1, 2023	-	3.53	19.13	10.11	287.37	25.72	-	345.85
Addition	-	30.73	0.78	0.06	0.36	50.02	-	81.94
Disposal/Transfer	-	-	-	-	-	-	-	-
Gross carrying value as at March 31, 2024	-	34.26	19.91	10.17	287.73	75.74	-	427.79
Accumulated depreciation as at April 1, 2023	-	3.35	14.65	4.82	251.09	12.22	-	286.14
Depreciation for the period	-	1.26	2.17	1.35	9.15	10.16	-	24.09
Disposal	-	-	-	-	-	-	-	-
Accumulated depreciation as at March 31, 2024	-	4.61	16.82	6.17	260.24	22.38	-	310.22
Net carrying value as at March 31, 2024	-	29.65	3.09	4.00	27.49	53.36	-	117.57

2.1(A) OTHER INTANGIBLE ASSETS

Description	As at March 31, 2024	As at March 31, 2023
Gross carrying value at the beginning	1011.75	1011.75
Addition	-	-
Disposal	-	-
Gross carrying value at the end	1011.75	1011.75
Accumulated amortisation at the beginning	4.44	0.00
Amortisation for the period	101.45	4.44
Disposal/Adjustment	0.00	0.00
Accumulated depreciation as at March 31, 2024	105.89	4.44
Net carrying value as at March 31, 2024	905.86	1007.31



Alankit Imaginations Limited

Notes forming part to the Financial Statements

(Figures in Lakh)

Note 2.2 Non Current Investments (valued at cost less provision for other than temporary diminution)

PARTICULARS	As at 31st March, 2024			As at 31st March, 2023		
	No. of shares Nos.	Rate Rs.	Cost of investment Rs.	No. of shares Nos.	Face value per share Rs.	Cost of investment Rs.
Trade Investments						
In Equity Shares of Other Companies -Unquoted, Fully paid up						
Nikunj Financial Services Limited Face Value Rs.10	1,500	10	0.15	1,500	10	0.15
In Compulsorily Convertible Preference Shares of Other Companies -Unquoted, Partly paid up						
BGCC Infraprojects Private Limited-CCPS* 0.001% Compulsorily Convertible Preference shares, number of shares being 8,834 issued at Rs. 23,090/- per share (Face Value Rs. 10 and Premium Rs. 23,080 per share) out of which Rs. 11,545/- per share (Face Value Rs. 5 and Premium Rs. 11,540 per share) has been called and paid up.	8,834	23,090	1020.00			
In Equity Shares of Other Companies -Quoted, Fully paid up						
Wonder Electric Limited Face Value Rs. 10	39,754	682.15	271.18	-	-	-
Investment in Gold			-	1.833kgs		108.88
Grand Total			1291.33			109.03



Note 2.3 Other Non Current Financial Assets

Particulars	As at 31st March, 2024	As at 31st March, 2023
	Rs.	Rs.
Bank Deposit with more than 12 months maturity	1071.19	1263.44
Total	1071.19	1263.44

Note 2.4 Other Non Current Assets

Particulars	As at 31st March, 2024	As at 31st March, 2023
	Rs.	Rs.
Security Deposits	7835.40	559.33
Total	7835.40	559.33

Note 2.5 Trade Receivables

Particulars	As at 31st March, 2024	As at 31st March, 2023
	Rs.	Rs.
Secured, considered good		
Unsecured, considered good	0.68	0.32
Having significant increase in Credit Risk	9.72	8.88
Credit Impaired	-	-
Less: Provision for Doubtfull Debts	(8.88)	(8.88)
Total	1.53	0.32

Ageing for Trade Receivables outstanding as at March 31, 2024 is as follows :

Particulars	Less Than 6 Month	6 Month - 1 Years	1-2 Years	2-3 Years	More than 3 Year	Total
	Rs.	Rs.	Rs.	Rs.	Rs.	Rs.
Trade receivables-Billed						
Undisputed trade receivables-considered goods	0.68	-	-	-	-	0.68
Undisputed trade receivables-which have significant increase credit risk	-	-	-	-	-	-
Undisputed trade receivables-credit impaired	-	-	-	-	-	-
Disputed trade receivables-considered goods	-	-	-	-	-	-
Disputed trade receivables-which have significant increase credit risk	-	-	9.72	-	-	9.72
Disputed trade receivables-credit impaired	-	-	-	-	-	-
Total	0.68	-	9.72	-	-	10.40
Less : Allowance for doubtful trade receivables-billed						(8.88)
Total						1.52

Ageing for Trade Receivables outstanding as at March 31, 2023 is as follows :

Particulars	Less Than 6 Month	6 Month - 1 Years	1 - 2 Years	2 - 3 Years	More than 3 Year	Total
	Rs.	Rs.	Rs.	Rs.	Rs.	Rs.
Trade receivables-Billed						
Undisputed trade receivables-considered goods	0.32	-	-	-	-	0.32
Undisputed trade receivables-which have significant increase credit risk	-	-	-	-	-	-
Undisputed trade receivables-credit impaired	-	-	-	-	-	-
Disputed trade receivables-considered goods	-	-	-	-	-	-
Disputed trade receivables-which have significant increase credit risk	-	8.88	-	-	-	8.88
Disputed trade receivables-credit impaired	-	-	-	-	-	-
Total	0.32	8.88	-	-	-	9.20
Less : Allowance for doubtful trade receivables-billed						(8.88)
Total						0.32

Note 2.6 Cash and Bank Balances

Particulars	As at 31st March, 2024	As at 31st March, 2023
	Rs.	Rs.
Cash and Cash Equivalents		
Cash in Hand	1.05	1.05
Balance with Scheduled Banks		
In Current Accounts	343.16	171.46
In Deposit accounts original maturity within 3 month	5498.00	1200.00
Total	5842.21	1372.51



(Figures in Lakh)

Note 2.7 Bank Balance other than Cash & Cash Equivalents

Particulars	As at 31st March, 2024	As at 31st March, 2023
In Deposit accounts original maturity upto 12 month from reporting date	273.75	126.50
Total	273.75	126.50

Note 2.8 Loan

Particulars	As at 31st March, 2024	As at 31st March, 2023
Loans & Advances to Others	-	-
Total	-	-

Note 2.9 Investment

All the investment in trade is in the form of equity shares in listed company.

Note 2.10 Investment

Particulars	As at 31st March, 2024	As at 31st March, 2023
Investment in Trade	175.65	435.98
Investment in mutual fund	6.00	6.00
Total	181.65	441.98

Note 2.10 Other Current Assets

Particulars	As at 31st March, 2024	As at 31st March, 2023
	Rs.	Rs.
Advance Recoverable from Exchanges	16.19	10.62
Advance to Vendors	6.12	-
Loans & Advances to Others	-	3499.54
Prepaid Expenses	0.88	-
Income Tax Refunds	35.83	29.62
GST Credit	44.92	172.60
MAT Credit receivable	30.98	18.38
Accrued Interest	69.75	120.92
Advance Tax & Tax Deducted at Source	12.17	29.39
Total	216.85	3881.07



Alankit Imaginations Limited

Notes forming part to the Financial Statements

(Figures in Lakh)

2.11 Share Capital

Particulars	As at 31st March, 2024	As at 31st March, 2023
	Rs.	Rs.
2.11.1 Authorised 50,00,000 equity shares of Rs. 10 each (Previous Year 50,00,000 equity shares)	5,00,00,000	5,00,00,000
2.11.2 Issued, Subscribed, Called and Paid up 46,50,000 equity shares of Rs. 10 each fully paid up. (Previous Year 46,50,000 equity shares)	4,65,00,000	4,65,00,000
Total	4,65,00,000	4,65,00,000

2.11.3 The Company has only one class of shares referred to as equity shares having a par value of Rs. 10/-. Each holder of equity share is entitled to one vote per share.

2.11.4 No dividend has been paid by the company for the financial year ended on 31 March, 2024

2.11.5 In the event of liquidation of the Company, the holders of Equity Shares will be entitled to receive any of the remaining assets of the Company, after distribution of all preferential amounts. However, no such preferential amounts exists currently. The distribution will be in proportion to the number of equity shares held by the shareholders.

2.11.6 Reconciliation of the number of shares and amount outstanding at the beginning and at the end of the reporting period:

Particulars			As at 31st March, 2024	As at 31st March, 2023
Outstanding at the beginning of the year				
No. of shares			46,50,000	40,00,000
Amount (Rs.)			4,65,00,000	4,00,00,000
Addition during the year				
No. of shares			-	6,50,000
Amount (Rs.)			-	65,00,000
Outstanding at the closing of the year				
No. of shares			46,50,000	46,50,000
Amount (Rs.)			4,65,00,000	4,65,00,000

2.11.7 Disclosure pursuant to note 6(A)(f) of Part I of Schedule III to the Companies Act, 2013

Name of the entity		Relation with the Company	As at 31st March, 2024	As at 31st March, 2023
Alankit Limited Equity shares of Rs. 10 each fully paid up (Number of shares)		Holding company	46,50,000	46,50,000

2.11.8 Details of shares held by each shareholder holding more than 5% shares:

Particulars			As at 31st March, 2024	As at 31st March, 2023
Equity shares with voting rights				
Alankit Limited			46,50,000	46,50,000
% of Holding			100%	100%
Alankit Assignments Limited			-	-
			0.00%	0.00%

Note 2.12 Reserves & Surplus

Particulars	As at 31st March, 2024	As at 31st March, 2023
	Rs.	Rs.
Securities Premium Account		
Opening Balance	5814.80	1329.80
Add: Received during the year	-	4485.00
	5814.80	5814.80
Profit & Loss Account		
Opening Balance	(1956.91)	356.07
Add: Profit for the year	359.09	(2312.98)
	(1597.81)	(1956.91)
Other Comprehensive Income		
Opening Balance	1.29	0.94
Add: Remeasurement of defined benefit plans	(1.11)	0.35
Closing Balance	0.18	1.29
Total	4217.17	3859.18



Note 2.13 Deferred Taxes

Particulars	As at 31st March, 2023	Tax Effect During the Year	As at 31st March, 2024
	Rs	Rs	Rs
Deferred tax liabilities			
Fixed Assets	54.35	30.63	84.98
Revaluation Profit /Loss	1.55	33.44	34.99
Deferred tax assets			
Provision for Gratuity	(1.99)	(2.68)	(4.66)
Total	53.91	61.39	115.31

Note 2.14 Non Current Provisions

Particulars	As at 31st March, 2024	As at 31st March, 2023
	Rs.	Rs.
Provision for employee benefits		
For Gratuity	13.44	6.95
Total	13.44	6.95

Note 2.15 Trade Payables

Particulars	As at 31st March, 2024	As at 31st March, 2023
	Rs.	Rs.
Trade payables		
Total Outstanding dues to MSME	-	-
Total Outstanding dues to other than MSME	25.84	51.32
Total	25.84	51.32

The information regarding Micro, Small and Medium Enterprises as required to be disclosed under the Micro, Small and Medium Enterprises Development Act, 2006, to
(Figures in Lakh)

Particulars	As at 31st March, 2024	As at 31st March, 2023
Principal amount due outstanding as at end of year	-	-
Interest due on above and unpaid as at end of year	-	-
Interest paid to the supplier	-	-
Payments made to the supplier beyond the appointed day during the period	-	-
Interest due and payable for the period of delay	-	-
Interest accrued and remaining unpaid as at end of period	-	-

Ageing for Trade Payable outstanding as at March 31, 2024 is as follows :

Particulars	Outstanding for following periods from due date of payment				Total
	Less than 1 year	1-2 Years	2-3 Years	More than 3 Year	
	Rs.	Rs.	Rs.	Rs.	Rs.
Trade Payable	-	-	-	-	-
MSME*	-	-	-	-	-
Others	25.84	-	-	-	25.84
Disputed dues-MSME*	-	-	-	-	-
Disputed dues- Others	-	-	-	-	-
Total	25.84	-	-	-	25.84

Ageing for Trade Payable outstanding as at March 31, 2023 is as follows :

Particulars	Outstanding for following periods from due date of payment				Total
	Less than 1 year	1-2 Years	2-3 Years	More than 3 Year	
	Rs.	Rs.	Rs.	Rs.	Rs.
Trade Payable	-	-	-	-	-
MSME*	-	-	-	-	-
Others	51.32	-	-	-	51.32
Disputed dues-MSME*	-	-	-	-	-
Disputed dues- Others	-	-	-	-	-
Total	51.32	-	-	-	51.32



Alankit Imaginations Limited

Notes forming part to the Financial Statements

(Figures in Lakh)

Note 2.16 Other current liabilities

Particulars	As at 31st March, 2024	As at 31st March, 2023
	Rs.	Rs.
Other Payables		
Advance Received	12572.55	3148.92
Stautory Dues (GST, TDS Etc.)	58.87	112.86
Payable for Capital Goods	17.26	974.94
Expenses Payable	161.05	79.83
Security Deposits And Margin Money From Clients	10.43	12.26
Total	12820.16	4328.81

Note 2.17 Current provisions

Particulars	As at 31st March, 2024	As at 31st March, 2023
	Rs.	Rs.
Provision for gratuity	1.83	0.67
Total	1.83	0.67



Alankit Imaginations Limited

Notes forming part to the Financial Statements

(Figures in Lakh)

Note 2.18 Fees and commission income

Particulars	For the Year ended 31st March, 2024	For the Year ended 31st March, 2023
	Rs.	Rs.
Brokerage	2336.82	1093.81
Transaction & Other Charges	186.76	87.31
Share Trading profit and loss	304.69	348.14
Total	2828.28	1529.26

Note 2.19 Other income

Particulars	For the Year ended 31st March, 2024	For the Year ended 31st March, 2023
	Rs.	Rs.
Interest from Banks on Deposits	194.09	159.52
Interest Income Others	238.86	125.15
Liability no longer required written back	7.10	-
Dividend Income	3.71	1.37
Direct Benefit Transfer (NAPS)	0.46	-
Profit on Revaluation of Investment	129.08	5.58
Total	573.30	291.62

Note 2.20 Employee benefit Expenses

Particulars	For the Year ended 31st March, 2024	For the Year ended 31st March, 2023
	Rs.	Rs.
Salaries and Incentives	763.31	407.44
Contribution to PF	8.40	8.88
Contribution to ESI	1.53	1.71
Gratuity	6.15	4.25
Staff Welfare Expenses	7.71	3.34
Total	787.10	425.62

Note 2.21 Other expenses

Particulars	For the Year ended 31st March, 2024	For the Year ended 31st March, 2023
	Rs.	Rs.
Profit/loss on revaluation of Inventory	-	158.01
Brokerage & Commission	454.41	292.58
Transaction Charges Paid	134.64	73.58
Telephone & Internet Charges	239.83	39.50
Travelling & Conveyance	5.03	4.12
Computer Running & Maintenance	10.63	22.53
Electricity Expenses	18.59	24.28
Fees & Subscription	52.66	45.29
Postage & Telegram	0.65	1.10
Office Running & Maintenance	121.54	27.43
Software Maintenance Expense	54.46	41.14
Loss on Revaluation of Investment	3.31	-
Business Promotion	109.07	5.35
Printing & Stationery	6.68	10.71
Miscellaneous Expenses	50.45	24.37
Professional & Technical Charges	589.70	115.45
Rent	163.23	102.72
Auditors' Remuneration	3.32	2.25
Total	2018.19	990.41

**Note 2.22 Finance Cost**

Particulars	For the Year ended 31st March, 2024	For the Year ended 31st March, 2023
Bank Charges	3.27	27.18
Interest Expenses	-	1.06
	3.27	28.24

Note 2.23 commitments

Particulars	2023-24	2022-23
	Rs.	Rs.
Commitment :		
Partly Paid up share		
BGCC Infraprojects Pvt Ltd	1019.89	-
0.001% Compulsorily Convertible Preference shares, number of shares being 8,834 issued at Rs. 23,090/- per share (Face Value Rs. 10 and Premium Rs. 23,080 per share) out of which Rs. 11,545/- per share (Face Value Rs. 5 and Premium Rs. 11,540 per share) has been called and paid up.		
Total	1019.89	-

Note 2.24

Amount due for deposit in Investor Education & Protection fund as on 31.03.2024 is Rs. Nil (Previous year Rs. Nil).

Note 2.25 Auditor's Remuneration

Auditor Remuneration consist of following :

Particulars	2023-24	2022-23
For Company Audit	2.50	2.25
Fore tax Audit	0.50	-
For other Services	0.32	-
	3.32	2.25

Note 2.26 Employee benefit obligations

The company is depositing contribution in respect of employees covered under Provident Fund Act, 1952 on monthly accrual basis with the "Statutory Provident Fund" which has been charged to the profit & loss account.

Defined Benefit Plan

The present value of Gratuity (non funded) is determined based on actuarial valuation & charged to the Profit & Loss account for the year.

Particulars	2023-24	2022-23
	(Rs.)	(Rs.)
a) Change in Benefit Obligations		
Projected benefit obligations at the beginning of the period	7.62	3.83
Interest cost	0.57	0.28
Current service cost	5.58	3.99
Benefits paid (if any)	-	-
Actuarial (gain)/loss	1.50	(0.48)
Projected benefit obligations at the end of the period	15.27	7.62
b) The amount to be recognised in the Balance Sheet		
Present value of the defined benefit obligations	15.27	7.62
Plan assets at end of the period at fair value	-	-
Liability recognised in the Balance Sheet-		
1) Current Liability	1.83	0.67
2) Long Term Liability	-	-
c) Cost for the period		
Interest cost	0.57	0.28
Current service cost	5.58	3.99
Expected return on plan asset	-	-
Actuarial (gain)/loss	1.50	(0.48)
Expenses recognised in the statement of Profit & Loss	7.65	3.79
d) Assumptions		
Salary Escalation	5% p.a.	5% p.a.
Interest for Discount	7.5% p.a.	7.25% p.a.

Note 2.27 Earning Per Share

"The earning per share has been calculated as specified in Ind AS 33 on "Earning Per Share" issued by ICAI and related disclosures are as below:

Particulars	2023-24	2022-23
Net profit after tax as per profit and loss A/c (Rs.)	359.09	(2312.53)
Weighted average number of equity shares used as denominator for calculating EPS	46.50	46.50
Basic and diluted earning per share (Rs)	7.72	(49.73)
Face Value per equity share (Rs)	10	10



Note 2.28 Segment Reporting

1. Business Segment:

(i) The business segment has been considered as the primary segment.

Information about the primary segment

Particulars	Financial Services	E-Governance Services	E-Governance Trading	Grand Total
(I) Segment Revenue				
External Segment	3401.58 (1820.88)	-	-	3401.58 (1820.88)
Total Revenue	3401.58 (1820.88)	-	-	3401.58 (1820.88)
(II) Segment Results Profit/(Loss)	593.02 (376.60)	-	-	593.02 (376.60)
Less: Depreciation				125.54 (47.54)
Add: Exceptional / Prior period items				(2550.00)
Less: Income Taxes (Current, Deferred Tax)				108.38 (91.59)
Profit/(Loss) After Tax				359.09 2312.53

Particulars	Financial Services	E-Governance Services	E-Governance Trading	Grand Total
(III) Segment Assets	17737.34 (8821.21)	-	-	17737.34 (8821.21)
(IV) Segment Liabilities	13055.17 (4496.59)	-	-	13055.17 (4496.59)
(V) Capital Expenditure	81.94 (1012.92)	-	-	81.94 (1012.92)
(VI) Depreciation	125.54 (47.54)	-	-	125.54 (47.54)
(VII) Non Cash Expenditure	7.65 (2554.25)	-	-	7.65 (2554.25)

Note : Figures in respect of previous year are stated in brackets.



Note 2.29 Related Party Disclosures

Key Management Personnel	Director Director Director Director	Mr. Harish Chandra Agarwal Mr. Ankit Agarwal Mr. Ashok Shantilal Bhuta Raja Gopal Reddy Guduru Pratishtha Images Private Limited
Holding Company	Alankit Limited	
Fellow Subsidiary	Verasys Technologies Private Limited Alankit Forex India Limited Alankit Technologies limited Alankit Insurance Brokers limited	
Enterprises over which there is significant influence	Alankit Assignment Limited Alankit Finsec Limited	

Transactions with Related Parties		Holding Company		Fellow Subsidiary		Relative of KMP		Enterprised over which there is significant infufluence	
Particulars		2023-24 (Rs.)	2022-23 (Rs.)	2023-24 (Rs.)	2022-23 (Rs.)	2023-24 (Rs.)	2022-23 (Rs.)	2023-24 (Rs.)	2022-23 (Rs.)
Sundry Debtors									
Opening Balance	-	-	-	-	-	-	-	-	-
Sales/Services Rendered during the year	-	-	-	-	-	-	-	-	-
Amount collected by Associates	-	-	-	-	-	-	-	-	-
Amount paid on behalf of Associates	-	-	-	-	-	-	-	-	-
Payment Received/Adjusted	-	-	-	-	-	-	-	-	-
Closing Balance	-	-	-	-	-	-	-	-	-
Loans and Advances								2,617.50	
Opening Balance	-	-	-	2150.00	1600.00	-	96.00	5,450.41	2,617.50
Loan given	-	-	-	2150.00	1600.00	-	96.00	8,067.91	-
Amount received / adjusted	-	-	-	-	-	-	-	-	2,617.50
Closing Balance	-	-	-	-	-	-	-	-	-
Sundry Creditors									
Opening Balance	-	-	-	0.19	-	33.63	34.17	-	-
Purchase/Services during the year	177.00	4.95	111.14	2.63	180.73	128.19	-	-	-
Business Purchased	-	-	-	-	-	-	-	-	-
Purchase of Goodwill	-	-	-	-	-	-	-	-	-
Purchase of Fixed Assets	-	-	-	-	-	-	-	-	-
Amount collected on behalf of Associate	-	-	-	-	-	-	6.37	-	-
Reimbursement of Expenses	657.02	2.44	-	-	-	209.46	135.10	-	-
Payment made/Adjusted	834.02	7.39	111.33	2.44	0.19	4.90	33.63	-	-
Closing Balance	-	-	-	-	-	-	-	-	-
Loans (Liability)									
Opening Balance	2047.50	-	-	-	65.64	45.00	106.60	-	-
Loan Taken	-	-	-	-	0.87	-	-	-	-
Interest paid	-	-	-	-	66.52	45.00	106.60	-	-
Amount paid / adjusted	2047.50	-	-	-	-	-	-	-	-
Closing Balance	-	-	-	-	-	-	-	-	-
Income									
Interest earned	-	-	8.45	-	-	17.76	-	112.76	67.15
Sale of Service	-	-	-	-	-	-	-	-	-
Expenditure									
Purchase/Services during the year	150.00	4.19	94.19	2.23	153.16	108.64	-	-	-
Interest paid	-	-	-	0.87	-	-	-	-	-

Note 2.30: Loans & Advances to Specified Person
Repayable on Demand

Type of Borrower	FY 2023-24		FY 2022-23	
	Amount of loan or advance in the nature of loan outstanding	Percentage to the total loan and advances in the nature of loans	Amount of loan or advance in the nature of loan outstanding	Percentage to the total loan and advances in the nature of loans
Promoters	-	0%	-	0%
Directors	-	0%	-	0%
KMPs	-	0%	-	0%
Related Parties	-	0%	-	0%



Note 2.29 (A)

Financial instruments

(i) Fair values hierarchy

Financial assets and financial liabilities measured at fair value in the statement of financial position are classified into three Levels of a fair value hierarchy. The three levels are defined based on the observability of significant inputs to the measurement, as follows:

Level 1: Quoted prices (unadjusted) in active markets for financial instruments.

Level 2: The fair value of financial instruments that are not traded in an active market is determined using valuation techniques which maximise the use of observable market data rely as little as possible on entity specific estimates.

Level 3: If one or more of the significant inputs is not based on observable market data, the instrument is included in level 3.

(ii) Financial assets measured at fair value - recurring fair value measurements

	March 31, 2024	March 31, 2023	Level	Valuation techniques and key inputs
Investment in equity instruments	175.85	435.98	Level 1	Fair value of equity instruments have been determined using the quoted market price.
Investment in gold	-	108.88	Level 1	Net asset value (NAV) obtained from an active market.
Investment in mutual funds	6.00	6.00	Level 1	Net asset value (NAV) obtained from an active market.
Total	181.85	550.86		

(iii) Fair value of instruments measured at amortised cost

Fair value of instruments measured at amortised cost for which fair value is disclosed is as follows:

Particulars	Level	March 31, 2024		March 31, 2023	
		Carrying value	Fair value	Carrying value	Fair value
Financial assets					
Investments	Level 3	0.15	0.15	0.15	0.15
Bank Deposit (FD)	Level 3	1071.19	1071.19	1263.44	1263.44
Loans	Level 3	16.19	16.19	3510.17	3510.17
Trade receivable	Level 3	1.53	1.53	0.32	0.32
Cash and cash equivalents	Level 3	5842.21	5842.21	1372.51	1372.51
Bank Balance other than FD as above	Level 3	273.75	273.75	126.50	126.50
Total financial assets		7205.02	7205.02	6273.09	6273.09
Financial liabilities					
Borrowings	Level 3	-	-	-	-
Trade payables	Level 3	25.84	25.84	51.32	51.32
Other financial liabilities	Level 3	12572.55	12572.55	3148.92	3148.92
Total financial liabilities		12598.39	12598.39	3200.24	3200.24

The management assessed that cash and cash equivalents, trade receivables, other receivables, trade payables and other current financial liabilities approximate their carrying amounts largely due to the short-term maturities of these instruments. Other non-current financial assets and non-current borrowings bear a market interest rate and hence their carrying amounts are also considered a reasonable approximation of their fair values.

iv) Financial instruments by category

Particulars	March 31, 2024			March 31, 2023		
	FVTPL	FVOCI	Amortised cost	FVTPL	FVOCI	Amortised cost
Financial assets						
Investments	181.85	-	0.15	550.86	-	0.15
Bank Deposit (FD)	-	-	1071.19	-	-	1263.44
Loan - employees	-	-	-	-	-	-
Loan - Other	-	-	16.19	-	-	3510.17
Other financial assets	-	-	-	-	-	-
Trade receivables	-	-	1.53	-	-	0.32
Cash and cash equivalents	-	-	5842.21	-	-	1372.51
Bank Balance other than FD as above	-	-	273.75	-	-	126.50
Total	181.85	-	7205.02	550.86	-	6273.09
Financial liabilities						
Borrowings	-	-	-	-	-	-
Trade payable	-	-	25.84	-	-	51.32
Other financial liabilities	-	-	12572.55	-	-	3148.92
Total	-	-	12598.39	-	-	3200.24

Note 2.29 (B)

Financial risk management

The Company's activities expose it to market risk, liquidity risk and credit risk. The Company's board of directors has overall responsibility for the establishment and oversight of the Company's risk management framework. This note explains the sources of risk which the entity is exposed to and how the entity manages the risk and the related impact in the financial statements.

1) Credit risk

Credit risk is the risk that a counterparty fails to discharge an obligation to the company. The company is exposed to this risk for various financial instruments, for example by granting loans and receivables to customers, placing deposits, etc. The company's maximum exposure to credit risk is limited to the carrying amount of following types of financial assets.

- cash and cash equivalents,
- trade receivables,
- loans & receivables earned at amortised cost, and
- deposits with banks

- Investment

Credit risk management

Credit risk rating

The Company assesses and manages credit risk based on internal credit rating system, continuously monitoring defaults of customers and other counterparties, identified either individually or by the company, and incorporates this information into its credit risk controls. Internal credit rating is performed for each class of financial instruments with different characteristics. The Company assigns the following credit ratings to each class of financial assets based on the assumptions, inputs and factors specific to the class of financial assets.

- A: Low
- B: Medium
- C: High

Assets under credit risk -

Credit rating	Particulars	March 31, 2024	March 31, 2023
Low	Loans	16.19	3510.17
	Bank Deposit (FD)	1071.19	1263.44
	Investments	0.15	0.15
	Cash and cash equivalents	5842.21	1372.51
	Bank Balance other than FD as above	273.75	126.50
	Trade receivables	1.53	0.32



Cash & cash equivalents and bank deposits

Credit risk related to cash and cash equivalents and bank deposits is managed by only accepting highly rated banks and diversifying bank deposits and accounts in different banks.

Trade receivables

Company's trade receivables are considered of high quality and accordingly no life time expected credit losses are recognised on such receivables.

Investment

Investment includes long term investments which are of high quality and accordingly no life time expected credit losses are recognised on such investments.

Loan and Other financial assets measured at amortised cost

Other financial assets measured at amortised cost includes advances to corporate and employee. Credit risk related to these other financial assets is managed by monitoring the recoverability of such amounts continuously, while at the same time internal control system in place ensure the amounts are within defined limits.

2) Liquidity risk

Prudent liquidity risk management implies maintaining sufficient cash and marketable securities and the availability of funding through an adequate amount of committed credit facilities to meet obligations when due. Due to the nature of the business, the Company maintains flexibility in funding by maintaining availability under committed facilities.

Management monitors rolling forecasts of the Company's liquidity position and cash and cash equivalents on the basis of expected cash flows. The Company takes into account the liquidity of the market in which the entity operates. In addition, the Company's liquidity management policy involves projecting cash flows in major currencies and considering the level of liquid assets necessary to meet these, monitoring balance sheet liquidity ratios against internal and external regulatory requirements and maintaining debt financing plans.

Maturities of financial liabilities

The amounts disclosed in the table are the contractual undiscounted cash flows. Balances due within 12 months equal their carrying balances as the impact of discounting is not significant.

31 March 2024	Less than 1 year	1-5 year	More than 5 years	Total
Borrowings	-	-	-	-
Trade payable	25.84	-	-	25.84
Other financial liabilities	12572.55	-	-	12572.55
Total	12598.39	-	-	12598.39

31 March 2023	Less than 1 year	1-5 year	More than 5 years	Total
Borrowings	-	-	-	-
Trade payable	51.32	-	-	51.32
Other financial liabilities	3148.92	-	-	3148.92
Total	3200.24	-	-	3200.24

Atankit Imaginations Limited

Notes to the Financial Statements for the year ended March 31, 2024

(Figures in Lakh)

3) Market risk

a) Interest rate risk

The Company is not exposed to changes in market interest rates as all of the borrowings are at fixed rate of interest. Also the Company's fixed deposits are earned at amortised cost and are fixed rate deposits. They are therefore not subject to interest rate risk as defined in Ind AS 107, since neither the carrying amount nor the future cash flows will fluctuate because of a change in market interest rates.

b) Price risk

Exposure

The Company's exposure to price risk arises from investments held and classified as FVTPL. To manage the price risk arising from investments in mutual funds and equity investment, the Company diversifies its portfolio of assets.

Sensitivity

Below is the sensitivity of profit or loss and equity to changes in fair value of investments, assuming no change in other variables:

Particulars	March 31, 2024	March 31, 2023
Price sensitivity		
Price increase by 5%	9.08	27.54
Price decrease by 5%	9.08	27.54

Note 2.29 ('C)

Capital management

The Company's capital management objectives are

- to ensure the Company's ability to continue as a going concern
- to provide an adequate return to shareholders

Management assesses the Company's capital requirements in order to maintain an efficient overall financing structure. This takes into account the subordination levels of the Company's various classes of debt. The Company manages the capital structure and makes adjustments to it in the light of changes in economic conditions and the risk characteristics of the underlying assets.

Particulars	March 31, 2024	March 31, 2023
Total borrowings	-	-
Less : cash and cash equivalent	5842.21	1372.51
Net debt*	(5842.21)	(1372.51)
Total equity	4682.17	4324.62
Net debt to equity ratio	0.00%	0.00%

*Net debt = non current borrowings + current borrowings + current maturities of long term borrowings - cash & cash equivalents



- i) The company does not have any immovable property.
ii) The company does not have any investment property.
iii) During the year the company has not revalued its property, plant and Equipment (Including right -of-Use Assets)
iv) During the year the company has not revalued its intangible assets
v) **Particulars of Loans, Guarantees or Investments**
(Pursuant to Section 186 of the Companies Act, 2013)

i) Investments made are given under investment

ii) Loan and Advances given to Related Parties

Type of Borrower	2023-24		2022-23	
	Amount Outstanding	% of Total	Amount Outstanding	% of Total
Promoters	-	-	-	-
Directors	-	-	-	-
KMPs	-	-	-	-
Related Parties	-	0%	2617.50	75%

Particulars	Balance As At (Rs.In Lakhs)		Maximum Outstanding (Rs. In Lakhs)	
	Balance As at 31 March 2024	Balance As At 31 March 2023	F.Y. 2023-24	F.Y. 2022-23
SONAL MERCANTILE LIMITED	-	865.57	865.57	815.57
JSP PROJECTS PVT.LTD	-	0.13	0.13	568.47
VIVAAN DESH NIRMAN PVT.LTD	-	15.13	5.13	252.13
SHREE GAJRAJ FINLEASE PVT LTD	-	2617.50	2567.50	2727.50
ALANKIT ASSIGNMENT LTD	-	27.15	1805.45	84.42

- vii) The company does not have any Intangible assets under development
viii) No proceeding has been initiated or pending against the company for holding any benami property under the Benami Transactions (Prohibition) Act, 1988 (45 of 1988) and rules made
ix) The company does not have any borrowings from banks or financial institution on the basis of security of current assets.
x) The company is not declared wilful defaulter by any bank or financial Institution or other lender.
xi) The company has not entered into any transaction with companies struck off under section 248 of the Companies Act, 2013 or section 560 of Companies Act, 1956.
xii) No charges or satisfaction yet to be registered with ROC beyond the statutory period.
xiii) The company has complied with the number of layers prescribed under clause (87) of section 2 of the act read with companies (Restriction on number of layers) rule 2017.
xiv) **Utilisation of Borrowed funds and share premium:-**
A) The company has not advanced or loaned or invested funds (either borrowed funds or share premium or any other sources or kind of funds) to any other person(s) or entity(ies), including foreign entities (Intermediaries) with the understanding (whether recorded in writing or otherwise) that the Intermediary shall
(i) directly or indirectly lend or invest in other persons or entities identified in any manner whatsoever by or on behalf of the company (Ultimate Beneficiaries) or
(ii) provide any guarantee, security or the like to or on behalf of the Ultimate Beneficiaries;
(B) The company has not received any fund from any person(s) or entity(ies), including foreign entities (Funding Party) with the understanding (whether recorded in writing or otherwise) that the company shall
(i) directly or indirectly lend or invest in other persons or entities identified in any manner whatsoever by or on behalf of the Funding Party (Ultimate Beneficiaries) or
(ii) provide any guarantee, security or the like on behalf of the Ultimate Beneficiaries
xv) **Analytical ratios are as follows :**

Ratio	Numerator	Denominator	Current Year	Previous Year	% Variance	Reason of Variance
Current Ratio (in times)	Total current assets	Total current liabilities	0.50	1.31	-61.6%	Note:1
Debt-Equity ratio (in times)	Total Debt	Total Equity	-	0.00	0.0%	
Debt service coverage ratio (in times)	PAT + Dep+Interest	Debt Service= interest + principal Repaid	-	269.07	-100.0%	Note 2
Return on equity ratio (in %)	PAT Less Perference Dividend	Average total equity	8%	-42%	118.9%	Note:3
Inventory Turnover Ratio (in times)	COGS or Sales	Average Inventory	-	0.00	0.0%	
Trade receivable turnover ratio (in times)	Revenue from operations	Average trade receivable	3,059.31	159.26	1820.9%	Note:4
Trade Payable turnover ratio (in times)	Cost of Goods + Other Direct Exp	Average Trade Payable	-	-	0.0%	
Net capital turnover ratio (in times)	Revenue from operations	Working Capital	(0.44)	0.86	-151.4%	Note:5
Net Profit ratio (in %)	Net Profit for the Year	Revenue from operations	13%	-194%	106.5%	Note:6
Return on capital employed (in %)	Earning Before Tax + Finance cost	Capital Employed	10%	8%	20.1%	Note:7
Return on investment (in %)	Net Income	time weighted Avg Investment	-	-	0.0%	

Note:- 1 Due to increase Short terms Debt

Note:- 2 Due to Nil Debt in current year

Note:- 3 Due to increase revenue

Note:- 4 Due to Reducing the Receivable

Note:- 6 Due to Increase revenue

Note:- 7 Due to reducing the cost



Note 2.32 Contingent liabilities and commitments (to the extent not provided for)

Particulars	(Figures in Lakh)	
	2023-24 Rs.	2022-23 Rs.
Bank Guarantees to various commodity exchanges	-	1,875.00
Income Tax demand disputed by the Company (Refer note 2.33)	1,166.15	1,166.15

Note 2.33

The company received demand notices amounting to Rs.1,166.15 Lakh under section 156 of the Income Tax Act, 1961 with respect to assessment years 2010-11 to 2020-21. The company has filed an appeal with the appropriate authorities against the said tax demand. As per the legal opinion obtained by the company the said demand is not tenable.

Note 2.34

The figures of the previous year have been regrouped/ recast, where necessary, to conform to the current year classification.

Note 2.35

Rupees have been rounded off to the nearest Rupee In Lakhs

For Kanodia Sanyal & Associates
Chartered Accountants
FRN No.008396N




Namrata Kanodia
Partner
M. No.402909
UDIN


Place : New Delhi

Date: 22/05/2024







Ankit Agarwal
(Director)
(DIN 01191951)



Ashok Shantilal Bhuta
(Director)
(DIN 05336015)



Harish Chandra Agrawal
(Director)
(DIN 01196052)



Raja Gopal Prasad Pandey
(Director)
(DIN 00141674)